

ELEMENT G2

Constant Voltage – Non dimmable



Areas of application

- Decorative lighting in hospitality, restaurants and Shops
- Shelf lighting
- Cove lighting
- Under cabinet lighting

Product family benefits

- High efficiency (up to 91 %)
- Higher quality of light thanks to < 3% output ripple current
- Excellent price/performance ratio
- Class II design for wide application
- 3 years guarantee

Product family features

- Linear form factor
- Power factor: >0.95 at full load
- Total Harmonic Distortion (THD): < 15%
- Output voltage tolerance: < 3%
- Up to 30,000 h @ T_c max / up to 50,000 h @ T_c -10 °C
- Lifetime: up to 30,000 h (temperature at max. t_c)

Product family datasheet

Technical data

Electrical data

Product description	Nominal input voltage	Mains frequency	Input voltage AC	Power factor λ	Efficiency in full-load
ELEMENT 30/220-240/24 G2	220...240 V	50...60 Hz	198...264 V	0.95	86 % ¹⁾
ELEMENT 60/220-240/24 G2	220...240 V	50...60 Hz	198...264 V	0.95	88 % ¹⁾
ELEMENT 120/220-240/24 G2	220...240 V	50...60 Hz	198...264 V	0.95	89 % ¹⁾
ELEMENT 180/220-240/24 G2	220...240 V	50...60 Hz	198...264 V	0.90	91 % ¹⁾

Product description	Device power loss	Inrush current	Max. ECG no. on circuit breaker 10 A (C)	Max. ECG no. on circuit breaker 10 A (B)	Max. ECG no. on circuit breaker 16 A (B)	Max. ECG no. on circuit breaker 16 A (C)
ELEMENT 30/220-240/24 G2	4.9 W ²⁾	< 16 A ³⁾	23	13	23	38
ELEMENT 60/220-240/24 G2	8.2 W ²⁾	< 25 A ⁵⁾	16	10	15	26
ELEMENT 120/220-240/24 G2	14.8 W ²⁾	< 32 A ⁶⁾	8	5	8	12
ELEMENT 180/220-240/24 G2	17.8 W ²⁾	< 40 A ⁷⁾	5	3	5	9

Product description	Max. ECG no. on circuit breaker 25 A (B)	Surge capability (L-N)	Nominal output voltage	Nominal output power
ELEMENT 30/220-240/24 G2	35	1 kV	24 V	30 W
ELEMENT 60/220-240/24 G2	24	1 kV	24 V	60 W
ELEMENT 120/220-240/24 G2	12	1 kV	24 V	120 W
ELEMENT 180/220-240/24 G2	8	1 kV	24 V	180 W

Product description	Maximum output power	Galvanic isolation primary/secondary	Output ripple Voltage (100 Hz)
ELEMENT 30/220-240/24 G2	30 W ⁴⁾	3 kV	< 3 %
ELEMENT 60/220-240/24 G2	60 W ⁴⁾	3 kV	< 3 %
ELEMENT 120/220-240/24 G2	120 W ⁴⁾	3 kV	< 3 %
ELEMENT 180/220-240/24 G2	180 W ⁴⁾	3 kV	< 3 %

¹⁾ at 230 V, 50 Hz

²⁾ At Full load, 230 V, 50 Hz

³⁾ At 240 μ s

⁴⁾ at steady state

⁵⁾ At 340 μ s

⁶⁾ At 520 μ s

⁷⁾ At 765 μ s

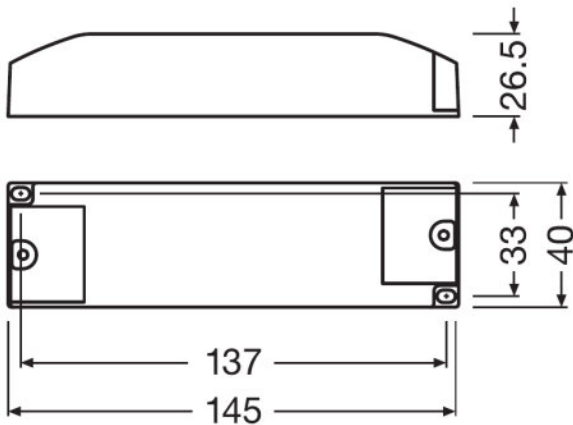
Product family datasheet

Dimensions & weight

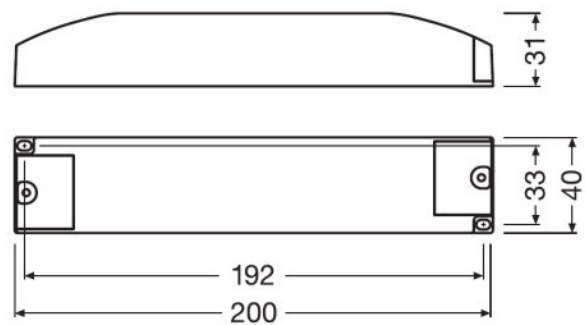
Product description	Mounting hole spacing, length	Product weight	Cable cross-section, input side	Cable cross-section, output side	Wire preparation length, input side
ELEMENT 30/220-240/24 G2	137 mm	107.00 g	0.75...1.5 mm ²	0.75...1.5 mm ²	5.0 mm
ELEMENT 60/220-240/24 G2	192 mm	184.00 g	0.75...1.5 mm ²	0.75...1.5 mm ²	5.0 mm
ELEMENT 120/220-240/24 G2	252 mm	386.00 g	0.75...1.5 mm ²	0.75...1.5 mm ²	5.0 mm
ELEMENT 180/220-240/24 G2	292 mm	472.00 g	0.75...1.5 mm ²	0.75...1.5 mm ²	5.0 mm

Product description	Length	Width	Height
ELEMENT 30/220-240/24 G2	145.0 mm	40.0 mm	26.5 mm
ELEMENT 60/220-240/24 G2	200.0 mm	40.0 mm	31.0 mm
ELEMENT 120/220-240/24 G2	260.0 mm	40.0 mm	31.0 mm
ELEMENT 180/220-240/24 G2	300.0 mm	40.0 mm	31.0 mm

Product line drawing





ELEMENT 30/220-240/24 G2



ELEMENT 60/220-240/24 G2

Product family datasheet



ELEMENT 120/220-240/24 G2

ELEMENT 180/220-240/24 G2

Colors & materials

Product description	Casing material
ELEMENT 30/220-240/24 G2	Plastic
ELEMENT 60/220-240/24 G2	Plastic
ELEMENT 120/220-240/24 G2	Plastic
ELEMENT 180/220-240/24 G2	Plastic

Temperatures & operating conditions

Product description	Ambient temperature range	Maximum temperature at tc test point	Max.housing temperature in case of fault	Temperature range at storage
ELEMENT 30/220-240/24 G2	-20...+50 °C	75 °C	110 °C	-40...+85 °C
ELEMENT 60/220-240/24 G2	-20...+50 °C	85 °C	110 °C	-40...+85 °C
ELEMENT 120/220-240/24 G2	-20...+50 °C	90 °C	110 °C	-40...+85 °C
ELEMENT 180/220-240/24 G2	-20...+50 °C	90 °C	110 °C	-40...+85 °C

Product description	Permitted rel. humidity during operation
ELEMENT 30/220-240/24 G2	5...85 % ¹⁾
ELEMENT 60/220-240/24 G2	5...85 % ¹⁾
ELEMENT 120/220-240/24 G2	5...85 % ¹⁾
ELEMENT 180/220-240/24 G2	5...85 % ¹⁾

¹⁾ Non-condensing

Product family datasheet

Lifespan

Product description	ECG lifetime
ELEMENT 30/220-240/24 G2	30000 h ¹⁾
ELEMENT 60/220-240/24 G2	30000 h ¹⁾
ELEMENT 120/220-240/24 G2	30000 h ¹⁾
ELEMENT 180/220-240/24 G2	30000 h ¹⁾

¹⁾ At maximum T_c / 10% failure rate

Additional product data

Product description	Predecessor EAN
ELEMENT 30/220-240/24 G2	4052899463776, 4052899528666
ELEMENT 60/220-240/24 G2	4052899528680, 4052899463790
ELEMENT 120/220-240/24 G2	4052899528703, 4052899463813
ELEMENT 180/220-240/24 G2	

Capabilities

Product description	Dimmable	Overheating protection	Overload protection
ELEMENT 30/220-240/24 G2	No	Yes	Yes
ELEMENT 60/220-240/24 G2	No	Yes	Yes
ELEMENT 120/220-240/24 G2	No	Yes	Yes
ELEMENT 180/220-240/24 G2	No	Yes	Yes

Product description	Short-circuit protection	Intended for no-load operation	Suitable for fixtures with prot. class
ELEMENT 30/220-240/24 G2	Yes	No	I / II
ELEMENT 60/220-240/24 G2	Yes	No	I / II
ELEMENT 120/220-240/24 G2	Yes	No	I / II
ELEMENT 180/220-240/24 G2	Yes	No	I / II

Product description	Number of channels
ELEMENT 30/220-240/24 G2	1
ELEMENT 60/220-240/24 G2	1
ELEMENT 120/220-240/24 G2	1
ELEMENT 180/220-240/24 G2	1

Product family datasheet

Certificates & standards

Product description	Approval marks – approval	Standards	Type of protection
ELEMENT 30/220-240/24 G2	CE / RCM / CCC / MM	Acc. to IEC 61347-1/Acc. to IEC 61347-2-13/Acc. to IEC 62384/Acc. to IEC 61000-3-2/Acc. to CISPR 15/Acc. to IEC 61000-3-3/Acc. to IEC 61547	IP20
ELEMENT 60/220-240/24 G2	CE / RCM / CCC / MM	Acc. to IEC 61347-1/Acc. to IEC 61347-2-13/Acc. to IEC 62384/Acc. to IEC 61000-3-2/Acc. to CISPR 15/Acc. to IEC 61000-3-3/Acc. to IEC 61547	IP20
ELEMENT 120/220-240/24 G2	CE / RCM / CCC / MM	Acc. to IEC 61347-1/Acc. to IEC 61347-2-13/Acc. to IEC 62384/Acc. to IEC 61000-3-2/Acc. to CISPR 15/Acc. to IEC 61000-3-3/Acc. to IEC 61547	IP20
ELEMENT 180/220-240/24 G2	CE / RCM / CCC	Acc. to IEC 61347-1/Acc. to IEC 61347-2-13/Acc. to IEC 62384/Acc. to IEC 61000-3-2/Acc. to CISPR 15/Acc. to IEC 61000-3-3/Acc. to IEC 61547	IP20

Logistical data

Product description	Commodity code
ELEMENT 30/220-240/24 G2	850440829000
ELEMENT 60/220-240/24 G2	850440829000
ELEMENT 120/220-240/24 G2	850440829000
ELEMENT 180/220-240/24 G2	850440829000

Environmental information

Product description	Date of Declaration	Primary Article Identifier	Candidate List Substance 1
ELEMENT 30/220-240/24 G2	23-12-2021	4052899605503	Lead
ELEMENT 60/220-240/24 G2	23-12-2021	4052899605527	Lead
ELEMENT 120/220-240/24 G2	23-12-2021	4052899605541	Lead
ELEMENT 180/220-240/24 G2	23-12-2021	4052899605565	Lead

Product description	CAS No. of substance 1	Safe Use Instruction	Declaration No. in SCIP database
ELEMENT 30/220-240/24 G2	7439-92-1	The identification of the Candidate List substance is sufficient to allow safe use of the article.	059ccb5c-2566-4da4-b1b6-235804ad1433

Product family datasheet

Product description	CAS No. of substance 1	Safe Use Instruction	Declaration No. in SCIP database
ELEMENT 60/220-240/24 G2	7439-92-1	The identification of the Candidate List substance is sufficient to allow safe use of the article.	9094d77e-5439-4549-8aef-7667bfd9f7fe
ELEMENT 120/220-240/24 G2	7439-92-1	The identification of the Candidate List substance is sufficient to allow safe use of the article.	638954c8-9915-40e7-93da-fd7f877e9e23
ELEMENT 180/220-240/24 G2	7439-92-1	The identification of the Candidate List substance is sufficient to allow safe use of the article.	9788d27d-914e-4c7c-8d4b-291a6fe5ee25

Application advice

For more detailed application information and graphics please see product datasheet.







Additional product information

- EMI pass verified with wire length of 3 m, from the ECG to the LED module at full load.
- Wiring longer than 3 m from ECG to LED module is possible, but site installation conditions may interfere with EMI with these longer cables. EMI is therefore not verified in this condition.
- For wires longer than 3 m, the appropriate cable cross section must be carefully selected to reduce voltage drop.









Sales and Technical Support

Sales and Technical Support www.osram.com

Download Data

File
 User instruction ELEMENT G2 Constant Voltage Power Supply
 Product Datasheet ELEMENT 30 G2 Technical Datasheet (EN)
 Declarations of conformity ELEMENT 24V G2 CE 3776665 EN 01 29102020
 CAD data ELEMENT 30 24V G2 STEP 041219
 CAD data ELEMENT 30 24V G2 IGS 041219
 Product Datasheet ELEMENT 60 G2 Technical Datasheet (EN)

Product family datasheet

	CAD data ELEMENT 60 24V G2 STEP 041219
	CAD data ELEMENT 60 24V G2 IGS 041219
	Product Datasheet ELEMENT 120 G2 Technical Datasheet (EN)
	CAD data ELEMENT 120 24V G2 STEP 041219
	CAD data ELEMENT 120 24V G2 IGS 041219
	Product Datasheet ELEMENT 180 G2 Technical Datasheet (EN)
	CAD data ELEMENT 180 24V G2 STEP 041219
	CAD data ELEMENT 180 24V G2 IGS 041219

Ecodesign regulation information:

Intended for use with LED modules.

The forward voltage of the LED light source shall be within the defined operating window of the control gear in all operating conditions including dimming if applicable.

Separate control gear and light sources must be disposed of at certified disposal companies in accordance with Directive 2012/19/EU (WEEE) in the EU and with Waste Electrical and Electronic Equipment (WEEE) Regulations 2013 in the UK. For this purpose, collection points for recycling centres and take-back systems (CRSO) are available from retailers or private disposal companies, which accept separate control gear and light sources free of charge. In this way, raw materials are conserved and materials are recycled.

Logistical Data

Product code	Product description	Packaging unit (Pieces/Unit)	Dimensions (length x width x height)	Volume	Gross weight
4052899605503	ELEMENT 30/220-240/24 G2	Shipping carton box 40	454 mm x 319 mm x 123 mm	17.81 dm ³	5090.00 g
4052899605527	ELEMENT 60/220-240/24 G2	Shipping carton box 30	454 mm x 219 mm x 164 mm	16.31 dm ³	6234.00 g
4052899605541	ELEMENT 120/220-240/24 G2	Shipping carton box 20	454 mm x 279 mm x 123 mm	15.58 dm ³	8470.00 g
4052899605565	ELEMENT 180/220-240/24 G2	Shipping carton box 20	454 mm x 319 mm x 123 mm	17.81 dm ³	10190.00 g

The mentioned product code describes the smallest quantity unit which can be ordered. One shipping unit can contain one or more single products. When placing an order, for the quantity please enter single or multiples of a shipping unit.

Product family datasheet

References / Links

For more information on the multi-level guarantee and the terms and conditions of the guarantee visit

- ▶ www.osram.com/system-guarantee

Disclaimer

Subject to change without notice. Errors and omission excepted. Always make sure to use the most recent release.