

ELEMENT Non SELV

Linear / Area Constant Current – Non dimmable



Areas of application

- Linear lighting for office, school and public areas
- Suitable for luminaires of protection class I

Product family benefits

- Flexible current setting (DIPswitch – 4 currents)
- Small housing for flexible luminaire designs
- High efficiency (up to 94%)
- Enhanced safety due to overload, overtemperature, short-circuit protection

Product family features

- Line frequency: 50 Hz | 60 Hz
- Supply voltage: 220...240 V
- Lifetime: up to 50,000 h (temperature at T_c max. = -10 °C, max 10% failure rate)
- Non-isolated drivers

Product family datasheet

Technical data

Electrical data

Product description	Nominal input voltage	Mains frequency	Input voltage AC	Current set	Power factor λ
ELEMENT 18/220...240/350 D CS L	220...240 V	50/60 Hz	198...264 V	DipSwitch	0.95 ¹⁾
ELEMENT 40/220...240/350 D CS L	220...240 V	50/60 Hz	198...264 V	DipSwitch	0.98 ¹⁾
ELEMENT 60/220...240/350 D CS L	220...240 V	50/60 Hz	198...264 V	DipSwitch	0.98 ¹⁾

Product description	Efficiency in full-load	Device power loss	Inrush current	Max. ECG no. on circuit breaker 10 A (B)	Max. ECG no. on circuit breaker 10 A (C)
ELEMENT 18/220...240/350 D CS L	88 % ²⁾	2.4 W ³⁾	8.6 A ⁴⁾	40	70
ELEMENT 40/220...240/350 D CS L		2.6 W ⁶⁾	18 A ⁷⁾	30	30
ELEMENT 60/220...240/350 D CS L	94 % ²⁾	3.8 W ⁹⁾	18 A ⁷⁾	25	25

Product description	Max. ECG no. on circuit breaker 16 A (B)	Max. ECG no. on circuit breaker 16 A (C)	Surge capability (L/N-Ground)	Surge capability (L-N)
ELEMENT 18/220...240/350 D CS L	70	116	2 kV	1 kV
ELEMENT 40/220...240/350 D CS L	48	48	2 kV	1 kV
ELEMENT 60/220...240/350 D CS L	40	40	2 kV	1 kV

Product description	Nominal output voltage	Nominal output current	Output ripple current (100 Hz)	Output PSTLM
ELEMENT 18/220...240/350 D CS L	25...54 V	200 / 250 / 300 / 350 mA ⁵⁾	< 30 %	≤1
ELEMENT 40/220...240/350 D CS L	55...120 V ⁸⁾	200 / 250 / 300 / 350 mA ⁵⁾	< 30 %	≤1
ELEMENT 60/220...240/350 D CS L	90...175 V ⁸⁾	200 / 250 / 300 / 350 mA ⁵⁾	< 30 %	≤1.2

Product description	Output SVM	Nominal output power	Maximum output power	Galvanic isolation
ELEMENT 18/220...240/350 D CS L	≤1.2	5...18 W	18 W	Non isolated
ELEMENT 40/220...240/350 D CS L	≤0.4	11...42 W	42 W	Non isolated
ELEMENT 60/220...240/350 D CS L	≤1.1	18...60 W	60 W	Non isolated

¹⁾ Full load at 230 V/50 Hz

²⁾ at 230 V, 50 Hz

³⁾ At 230 V, Input power 20.9 W max.

⁴⁾ $t_{width} = 126 \mu s$ typical (measured at 50 % I_{peak})

⁵⁾ ±5%

⁶⁾ At 230 V

⁷⁾ $t_{width} = 100 \mu s$ typical (measured at 50 % I_{peak})

Product family datasheet

8) At 200/250mA / At 300/350mA

9) At 230 V, full load

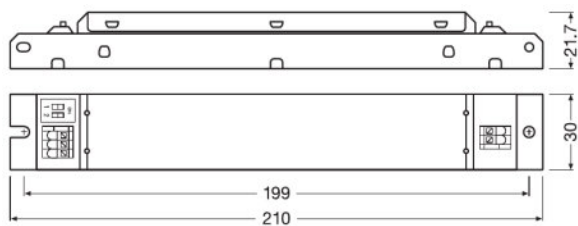
Dimensions & weight

Product description	Mounting hole spacing, length	Product weight	Cable cross-section, input side	Cable cross-section, output side	Wire preparation length, input side
ELEMENT 18/220...240/350 D CS L	200.0 mm	102.00 g	0.5...1.5 / 0.75...1.5 mm ² 1)	0.5...1.5 / 0.75...1.5 mm ² 1)	8.5...9.5 mm
ELEMENT 40/220...240/350 D CS L	200.0 mm	126.00 g	0.5...1.5 / 0.75...1.5 mm ² 1)	0.5...1.5 / 0.75...1.5 mm ² 1)	8.5...9.5 mm
ELEMENT 60/220...240/350 D CS L	200.0 mm	138.00 g	0.5...1.5 / 0.75...1.5 mm ² 1)	0.5...1.5 / 0.75...1.5 mm ² 1)	8.5...9.5 mm

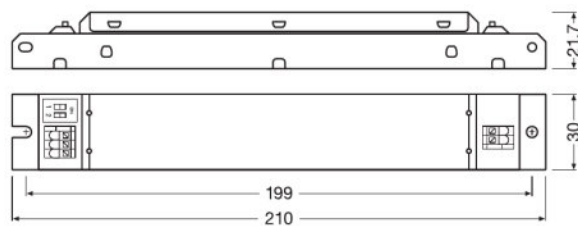
Product description	Length	Width	Height
ELEMENT 18/220...240/350 D CS L	210.0 mm	30.0 mm	21.0 mm
ELEMENT 40/220...240/350 D CS L	210.0 mm	30.0 mm	21.0 mm
ELEMENT 60/220...240/350 D CS L	210.0 mm	30.0 mm	21.0 mm

1) Solid or flexible leads

Product line drawing

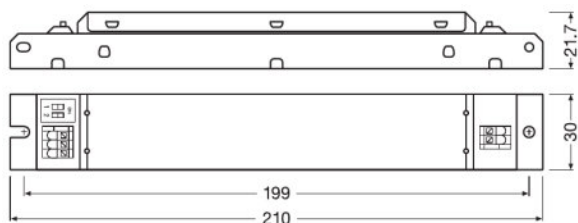


ELEMENT 18/220...240/350 D CS L



ELEMENT 40/220...240/350 D CS L

Product family datasheet



ELEMENT 60/220...240/350 D CS L

Temperatures & operating conditions

Product description	Ambient temperature range	Maximum temperature at tc test point	Max.housing temperature in case of fault	Temperature range at storage
ELEMENT 18/220...240/350 D CS L	-20...+50 °C	75 °C	110 °C	-25...85 °C
ELEMENT 40/220...240/350 D CS L	-20...+50 °C	75 °C	110 °C	-25...85 °C
ELEMENT 60/220...240/350 D CS L	-20...+50 °C	75 °C	110 °C	-25...85 °C

Product description	Permitted rel. humidity during operation
ELEMENT 18/220...240/350 D CS L	5...85 % ¹⁾
ELEMENT 40/220...240/350 D CS L	5...85 % ¹⁾
ELEMENT 60/220...240/350 D CS L	5...85 % ¹⁾

¹⁾ Non-condensing

Lifespan

Product description	ECG lifetime
ELEMENT 18/220...240/350 D CS L	35000 / 50000 h ¹⁾
ELEMENT 40/220...240/350 D CS L	35000 / 50000 h ¹⁾
ELEMENT 60/220...240/350 D CS L	35000 / 50000 h ¹⁾

¹⁾ At maximum $T_c = 75^\circ\text{C}$ / 10% failure rate / At $T_c = 65^\circ\text{C}$ / 10% failure rate

Product family datasheet

Expected Lifetime

Product name				
ELEMENT 18/220...240/350 D CS L	ECG ambient temperature [ta]	-	-	-
	Temperature at tc-point [°C]	75	-	-
	Lifetime [h]	-	-	-
ELEMENT 40/220...240/350 D CS L	ECG ambient temperature [ta]	-	-	-
	Temperature at tc-point [°C]	75	-	-
	Lifetime [h]	-	-	-
ELEMENT 60/220...240/350 D CS L	ECG ambient temperature [ta]	-	-	-
	Temperature at tc-point [°C]	75	-	-
	Lifetime [h]	-	-	-

Capabilities

Product description	Dimmable	Overheating protection	Overload protection
ELEMENT 18/220...240/350 D CS L	No	Automatic reversible	Automatic reversible
ELEMENT 40/220...240/350 D CS L	No	Automatic reversible	Automatic reversible
ELEMENT 60/220...240/350 D CS L	No	Automatic reversible	Automatic reversible

Product description	Short-circuit protection	No-load proof	Intended for no-load operation	Max. cable length to lamp/LED module
ELEMENT 18/220...240/350 D CS L	Automatic reversible	Yes	No	2.0 m
ELEMENT 40/220...240/350 D CS L	Automatic reversible	Yes		2.0 m
ELEMENT 60/220...240/350 D CS L	Automatic reversible	Yes	No	2.0 m

Product description	Suitable for fixtures with prot. class	Number of channels
ELEMENT 18/220...240/350 D CS L	I	1
ELEMENT 40/220...240/350 D CS L	I	1
ELEMENT 60/220...240/350 D CS L	I	1

Programming

Product description	Programming device
ELEMENT 18/220...240/350 D CS L	DIPswitch
ELEMENT 40/220...240/350 D CS L	DIPswitch
ELEMENT 60/220...240/350 D CS L	DIPswitch

Product family datasheet

Certificates & standards

Product description	Approval marks – approval	Standards	Type of protection
ELEMENT 18/220...240/350 D CS L	CE / ENEC 05 / EAC / CCC / BIS / RCM	Acc. to IEC 61347-1/Acc. to IEC 61347-2-13/Acc. to IEC 62384/Acc. to IEC 61000-3-2/Acc. to IEC 61000-3-3/Acc. to IEC 61547	IP20
ELEMENT 40/220...240/350 D CS L	CE / ENEC 05 / EAC / CCC / BIS / RCM	Acc. to IEC 61347-1/Acc. to IEC 61347-2-13/Acc. to IEC 62384/Acc. to IEC 61000-3-2/Acc. to IEC 61000-3-3/Acc. to IEC 61547	IP20
ELEMENT 60/220...240/350 D CS L	CE / ENEC 05 / EAC / CCC / BIS / RCM	Acc. to IEC 61347-1/Acc. to IEC 61347-2-13/Acc. to IEC 62384/Acc. to IEC 61000-3-2/Acc. to IEC 61000-3-3/Acc. to IEC 61547	IP20

Logistical data

Product description	Commodity code
ELEMENT 18/220...240/350 D CS L	850440829000
ELEMENT 40/220...240/350 D CS L	850440829000
ELEMENT 60/220...240/350 D CS L	850440829000

Environmental information

Product description	Date of Declaration	Primary Article Identifier	Candidate List Substance 1
ELEMENT 18/220...240/350 D CS L	23-12-2021	4052899553071	Lead
ELEMENT 40/220...240/350 D CS L	23-12-2021	4052899553095	Lead
ELEMENT 60/220...240/350 D CS L	23-12-2021	4052899553118 4062172088640	Lead

Product description	CAS No. of substance 1	Safe Use Instruction	Declaration No. in SCIP database
ELEMENT 18/220...240/350 D CS L	7439-92-1	The identification of the Candidate List substance is sufficient to allow safe use of the article.	81ed3920-5ba6-4f3f-9719-e9d094c20293
ELEMENT 40/220...240/350 D CS L	7439-92-1	The identification of the Candidate List substance is sufficient to allow safe use of the article.	422ed448-15a7-465f-9d51-518e05543056

Product family datasheet

Product description	CAS No. of substance 1	Safe Use Instruction	Declaration No. in SCIP database
ELEMENT 60/220...240/350 D CS L	7439-92-1	The identification of the Candidate List substance is sufficient to allow safe use of the article.	6dcd2fac-513d-462d-98f9-55629eeab922 4a3a9597-a133-46b7-aa15-6c743727ab9d






Application advice

For more detailed application information and graphics please see product datasheet.

Sales and Technical Support

Sales and Technical Support www.osram.com

Download Data

File
 User instruction ELEMENT LED Power Supply
 Certificates CCC Certificate 2018171002002190
 Certificates ENEC certificate
 Declarations of conformity ELEMENT D CS L CE 3650284 190821
 Certificates CCC certification 40W60W

Ecodesign regulation information:

Intended for use with LED modules.

The forward voltage of the LED light source shall be within the defined operating window of the control gear in all operating conditions including dimming if applicable.

Separate control gear and light sources must be disposed of at certified disposal companies in accordance with Directive 2012/19/EU (WEEE) in the EU and with Waste Electrical and Electronic Equipment (WEEE) Regulations 2013 in the UK. For this purpose, collection points for recycling centres and take-back systems (CRSO) are available from retailers or private disposal companies, which accept separate control gear and light sources free of charge. In this way, raw materials are conserved and materials are recycled.

Product family datasheet

Logistical Data

Product code	Product description	Packaging unit (Pieces/Unit)	Dimensions (length x width x height)	Volume	Gross weight
4052899553071	ELEMENT 18/220...240/350 D CS L	Shipping carton box 20	228 mm x 138 mm x 160 mm	5.03 dm ³	2318.00 g
4052899553095	ELEMENT 40/220...240/350 D CS L	Shipping carton box 20	228 mm x 138 mm x 160 mm	5.03 dm ³	2798.00 g
4052899553118	ELEMENT 60/220...240/350 D CS L	Shipping carton box 20	228 mm x 138 mm x 160 mm	5.03 dm ³	3038.00 g

The mentioned product code describes the smallest quantity unit which can be ordered. One shipping unit can contain one or more single products. When placing an order, for the quantity please enter single or multiples of a shipping unit.

Disclaimer

Subject to change without notice. Errors and omission excepted. Always make sure to use the most recent release.