

## OPTOTRONIC FIT CS G3

Constant Current Compact – Non dimmable



### Areas of application

- Suitable for downlights, spotlights and LED panels
- Suitable for luminaires of protection classes I and II

### Product family benefits

- Higher quality of light thanks to low output ripple current
- High flexibility due to four different output currents
- Small housing for flexible luminaire designs
- High efficiency

### Product family features

- Lifetime: up to 50,000 h (temperature at max.  $t_c$ )
- Cable clamp kit for independent mounting



# Product family datasheet

## Technical data

### Electrical data

Product description	Nominal input voltage	Mains frequency	Input voltage AC	Total harmonic distortion	Power factor $\lambda$
OT FIT 20/220...240/500 CS	220...240 V	50/60 Hz	198...264 V	< 10 % <sup>1)</sup>	0.98
OT FIT 30/200...240/700 CS	220...240 V	50/60 Hz	198...264 V	< 10 % <sup>1)</sup>	0.98
OT FIT 40/200...240/1A0 CS	220...240 V	50/60 Hz	198...264 V	< 10 % <sup>1)</sup>	0.98
OT FIT 75/220-240/1A6 CS	220...240 V	50...60 Hz	198...264 V	< 10 % <sup>1)</sup>	0.98

Product description	Efficiency in full-load	Device power loss	Protective conductor current	Inrush current	Max. ECG no. on circuit breaker 10 A (B)
OT FIT 20/220...240/500 CS	88 % <sup>2)</sup>	3.0 W <sup>3)</sup>	<0.7 mA	$\leq 4$ A <sup>4)</sup>	38
OT FIT 30/200...240/700 CS	89 % <sup>2)</sup>	3.6 W <sup>5)</sup>	<0.7 mA	$\leq 5$ A <sup>6)</sup>	27
OT FIT 40/200...240/1A0 CS	90 % <sup>2)</sup>	4.9 W <sup>7)</sup>	<0.7 mA	$\leq 35$ A <sup>8)</sup>	11
OT FIT 75/220-240/1A6 CS	91 % <sup>2)</sup>	8.6 W <sup>10)</sup>	<0.7 mA	< 40 A <sup>8)</sup>	10

Product description	Max. ECG no. on circuit breaker 10 A (C)	Max. ECG no. on circuit breaker 16 A (B)	Max. ECG no. on circuit breaker 16 A (C)	Max. ECG no. on circuit breaker 25 A (B)
OT FIT 20/220...240/500 CS	57	60	91	94
OT FIT 30/200...240/700 CS	41	44	66	68
OT FIT 40/200...240/1A0 CS	19	19	31	29
OT FIT 75/220-240/1A6 CS	16	16	26	

Product description	Surge capability (L/N-Ground)	Surge capability (L-N)	Nominal output voltage	U-OUT (working voltage)	Nominal output current
OT FIT 20/220...240/500 CS	2 kV	1 kV	23...42 V	60 V	250 / 350 / 450 / 500 mA
OT FIT 30/200...240/700 CS	2 kV	1 kV	23...42 V	60 V	500 / 600 / 650 / 700 mA
OT FIT 40/200...240/1A0 CS	2 kV	1 kV	25...42 / 30...42 V <sup>9)</sup>	60 V	800 / 900 / 950 / 1050 mA
OT FIT 75/220-240/1A6 CS	2 kV	1 kV	27...57 / 27...42 V <sup>11)</sup>	70 V	1200 / 1350 / 1500 / 1650 mA

Product description	Output current tolerance	Default output current	Output ripple current (100 Hz)
OT FIT 20/220...240/500 CS	$\pm 6.5$ %	500 mA	< 5 %
OT FIT 30/200...240/700 CS	$\pm 7.5$ %	700 mA	< 5 %
OT FIT 40/200...240/1A0 CS	$\pm 7.5$ %	1050 mA	< 5 %
OT FIT 75/220-240/1A6 CS	$\pm 7.5$ %	1650 mA	< 5 %

## Product family datasheet

Product description	Output PSTLM	Output SVM	Nominal output power	Maximum output power
OT FIT 20/220...240/500 CS	≤1	≤0.4	5.8...21 W	21 W
OT FIT 30/200...240/700 CS	≤1	≤0.4	11.5...29.4 W	29.4 W
OT FIT 40/200...240/1A0 CS	≤1	≤0.4	20...44.1 W	44.1 W
OT FIT 75/220-240/1A6 CS	≤1	≤0.4	32.5...77 W	77 W

Product description	Galvanic isolation	Current set
OT FIT 20/220...240/500 CS	SELV	DipSwitch
OT FIT 30/200...240/700 CS	SELV	DipSwitch
OT FIT 40/200...240/1A0 CS	SELV	DipSwitch
OT FIT 75/220-240/1A6 CS	SELV	DipSwitch

1) At full load, 230 V, 50 Hz / see graphs

2) at 230 V, 50 Hz

3) At 230 V, Input power 24 W max.

4)  $t_{width} = 50 \mu s$  typical (measured at 50 %  $I_{peak}$ )

5) At 230 V, Input power 33 W max.

6)  $t_{width} = 70 \mu s$  (measured at 50 %  $I_{peak}$ )

7) At 230 V, Input power 49 W max.

8)  $t_{width} = 200 \mu s$  (measured at 50 %  $I_{peak}$ )

9) 30 - 42V @ 1050 mA

10) At 230 V, Input power 85.5 W max.

11) At output current 1200/1350 mA / At output current 1500/1650 mA

### Dimensions & weight

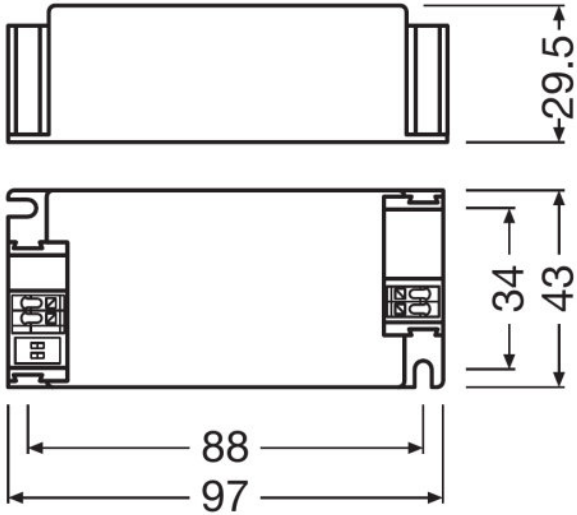
Product description	Mounting hole spacing, length	Mounting hole spacing, width	Product weight	Cable cross-section, input side	Cable cross-section, output side
OT FIT 20/220...240/500 CS	88.0 mm	34.0 mm	85.00 g	0.5...1.5 mm <sup>2</sup>	0.5...1.5 mm <sup>2</sup>
OT FIT 30/200...240/700 CS	88.0 mm	34.0 mm	90.00 g	0.5...1.5 mm <sup>2</sup>	0.5...1.5 mm <sup>2</sup>
OT FIT 40/200...240/1A0 CS	88.0 mm	34.0 mm	110.00 g	0.5...1.5 mm <sup>2</sup>	0.5...1.5 mm <sup>2</sup>
OT FIT 75/220-240/1A6 CS	94.0 mm	58.0 mm	170.00 g	0.5...1.5 / 0.75...1.5 mm <sup>2</sup> 1)	0.5...1.5 / 0.75...1.5 mm <sup>2</sup> 1)

Product description	Wire preparation length, input side	Wire preparation length, output side	Height	Width	Length
OT FIT 20/220...240/500 CS	7...8 mm	7...8 mm	29.5 mm	43.0 mm	97.0 mm
OT FIT 30/200...240/700 CS	7...8 mm	7...8 mm	29.5 mm	43.0 mm	97.0 mm
OT FIT 40/200...240/1A0 CS	7...8 mm	7...8 mm	29.5 mm	43.0 mm	97.0 mm
OT FIT 75/220-240/1A6 CS	7...8 mm	7...8 mm	29.5 mm	67.0 mm	103.0 mm

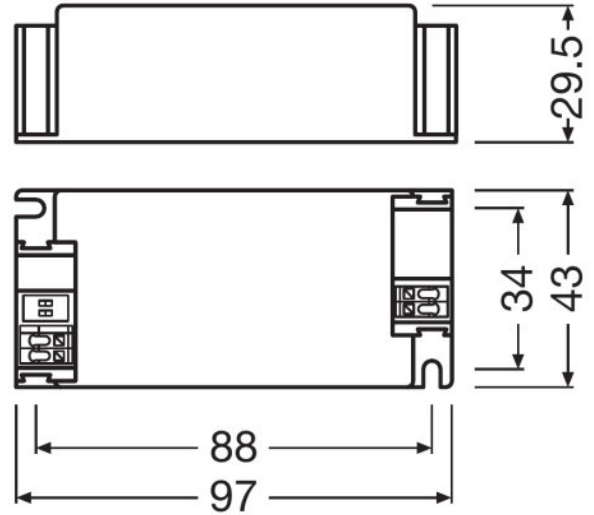
1) Solid/ Flexible Leads

# Product family datasheet

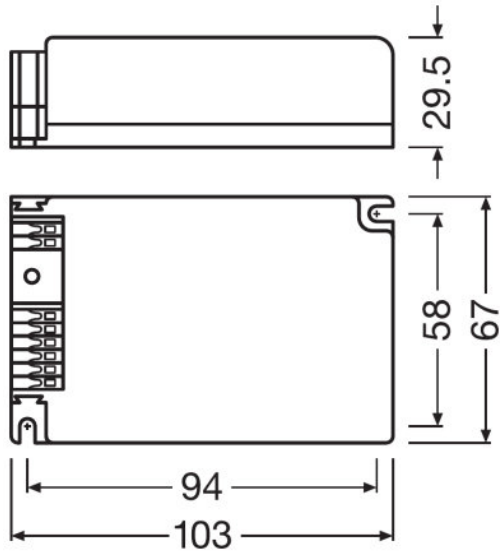
## Product line drawing



OT FIT 20/220...240/500 CS



OT FIT 30/200...240/700 CS, OT FIT 40/200...240/1A0 CS



OT FIT 75/220-240/1A6 CS

## Product family datasheet

### Colors & materials

Product description	Casing material
OT FIT 20/220...240/500 CS	Plastic
OT FIT 30/200...240/700 CS	Plastic
OT FIT 40/200...240/1A0 CS	Plastic
OT FIT 75/220-240/1A6 CS	Plastic

### Temperatures & operating conditions

Product description	Ambient temperature range	Maximum temperature at tc test point	Max.housing temperature in case of fault	Temperature range at storage
OT FIT 20/220...240/500 CS	-20...+50 °C	75 °C	110 °C	-20...80 °C
OT FIT 30/200...240/700 CS	-20...+50 °C	80 °C	110 °C	-20...80 °C
OT FIT 40/200...240/1A0 CS	-20...+50 °C	80 °C	110 °C	-20...80 °C
OT FIT 75/220-240/1A6 CS	-20...+50/-20...+45 °C <sup>2)</sup>	80 °C	110 °C	-20...80 °C

Product description	Permitted rel. humidity during operation
OT FIT 20/220...240/500 CS	5...85 % <sup>1)</sup>
OT FIT 30/200...240/700 CS	5...85 % <sup>1)</sup>
OT FIT 40/200...240/1A0 CS	5...85 % <sup>1)</sup>
OT FIT 75/220-240/1A6 CS	5...85 % <sup>1)</sup>

<sup>1)</sup> Non-condensing

<sup>2)</sup> At output current 1200/1350/1500 mA/At output current 1650 mA

### Lifespan

Product description	ECG lifetime
OT FIT 20/220...240/500 CS	50000 h <sup>1)</sup>
OT FIT 30/200...240/700 CS	50000 h <sup>2)</sup>
OT FIT 40/200...240/1A0 CS	50000 h <sup>2)</sup>
OT FIT 75/220-240/1A6 CS	50000 / 30000 h <sup>3)</sup>

<sup>1)</sup> At maximum  $T_c = 75^\circ\text{C}$  / 10% failure rate

<sup>2)</sup> At maximum  $T_c = 80^\circ\text{C}$  / 10% failure rate

<sup>3)</sup>  $T_c = 70^\circ\text{C}$ , with max. 10% failure rate /  $T_c = 80^\circ\text{C}$ , with max. 10% failure rate

## Product family datasheet

### Additional product data

Product description	Predecessor EAN
OT FIT 20/220...240/500 CS	4052899435612
OT FIT 30/200...240/700 CS	4052899435636
OT FIT 40/200...240/1A0 CS	4052899435650
OT FIT 75/220-240/1A6 CS	4052899917583

### Capabilities

Product description	Dimmable	Overheating protection	Overload protection
OT FIT 20/220...240/500 CS	No	Automatic reversible	Automatic reversible
OT FIT 30/200...240/700 CS	No	Automatic reversible	Automatic reversible
OT FIT 40/200...240/1A0 CS	No	Automatic reversible	Automatic reversible
OT FIT 75/220-240/1A6 CS	No	Automatic reversible	Automatic reversible

Product description	Short-circuit protection	No-load proof	Intended for no-load operation	Max. cable length to lamp/LED module
OT FIT 20/220...240/500 CS	Automatic reversible	Yes	No	2.0 m
OT FIT 30/200...240/700 CS	Automatic reversible	Yes	No	2.0 m
OT FIT 40/200...240/1A0 CS	Automatic reversible	Yes	No	2.0 m
OT FIT 75/220-240/1A6 CS	Automatic reversible	Yes	No	2.0 m

Product description	Suitable for fixtures with prot. class	Type of connection, input side	Type of connection, output side
OT FIT 20/220...240/500 CS	I / II	Push terminal	Push terminal
OT FIT 30/200...240/700 CS	I / II	Push terminal	Push terminal
OT FIT 40/200...240/1A0 CS	I / II	Push terminal	Push terminal
OT FIT 75/220-240/1A6 CS	I / II	Push terminal	Push terminal

Product description	Number of channels	Detection angle (Light sensor)	Detection angle (PIR)
OT FIT 20/220...240/500 CS	1	-	-
OT FIT 30/200...240/700 CS	1	-	-
OT FIT 40/200...240/1A0 CS	1	-	-
OT FIT 75/220-240/1A6 CS	1	-	-

Product description	Control interface
OT FIT 20/220...240/500 CS	-
OT FIT 30/200...240/700 CS	-
OT FIT 40/200...240/1A0 CS	-
OT FIT 75/220-240/1A6 CS	-

## Product family datasheet

### Programming

Product description	Programming device
OT FIT 20/220...240/500 CS	DIPswitch
OT FIT 30/200...240/700 CS	DIPswitch
OT FIT 40/200...240/1A0 CS	DIPswitch
OT FIT 75/220-240/1A6 CS	DIPswitch

### Certificates & standards

Product description	Approval marks – approval	Standards	Type of protection
OT FIT 20/220...240/500 CS	CCC / CE / RCM / ENEC 05	Acc. to IEC 61347-1/Acc. to IEC 61347-2-13/Acc. to IEC 62384/Acc. to CISPR 15/Acc. to IEC 61000-3-2/Acc. to IEC 61000-3-3/Acc. to IEC 61547	IP20
OT FIT 30/200...240/700 CS	CCC / CE / RCM / ENEC 05	Acc. to IEC 61347-1/Acc. to IEC 61347-2-13/Acc. to IEC 62384/Acc. to CISPR 15/Acc. to IEC 61000-3-2/Acc. to IEC 61000-3-3/Acc. to IEC 61547	IP20
OT FIT 40/200...240/1A0 CS	CCC / CE / RCM / ENEC 05	Acc. to IEC 61347-1/Acc. to IEC 61347-2-13/Acc. to IEC 62384/Acc. to CISPR 15/Acc. to IEC 61000-3-2/Acc. to IEC 61000-3-3/Acc. to IEC 61547	IP20
OT FIT 75/220-240/1A6 CS	CCC / CE / RCM / ENEC 05	Acc. to IEC 61347-1/Acc. to IEC 61347-2-13/Acc. to IEC 62384/Acc. to IEC 61000-3-2/Acc. to IEC 61000-3-3/Acc. to IEC 61547/Acc. to CISPR 15	IP20

### Logistical data

Product description	Commodity code
OT FIT 20/220...240/500 CS	850440829000
OT FIT 30/200...240/700 CS	850440829000
OT FIT 40/200...240/1A0 CS	850440829000
OT FIT 75/220-240/1A6 CS	850440829000

## Product family datasheet

### Environmental information

Product description	Date of Declaration	Primary Article Identifier	Candidate List Substance 1
OT FIT 20/220...240/500 CS	23-12-2021	4052899617315	Lead
OT FIT 30/200...240/700 CS	23-12-2021	4052899617322	Lead
OT FIT 40/200...240/1A0 CS	23-12-2021	4052899617339	Lead
OT FIT 75/220-240/1A6 CS	23-12-2021	4052899999565	Lead

Product description	CAS No. of substance 1	Safe Use Instruction	Declaration No. in SCIP database
OT FIT 20/220...240/500 CS	7439-92-1	The identification of the Candidate List substance is sufficient to allow safe use of the article.	79141356-826F-4462-98B9-505D0D50BB93
OT FIT 30/200...240/700 CS	7439-92-1	The identification of the Candidate List substance is sufficient to allow safe use of the article.	98ECFA7E-F57C-4B86-BF16-BD9B7F5EF152
OT FIT 40/200...240/1A0 CS	7439-92-1	The identification of the Candidate List substance is sufficient to allow safe use of the article.	B27B534C-10BE-42D8-8D6E-A2E771F0FDF7
OT FIT 75/220-240/1A6 CS	7439-92-1	The identification of the Candidate List substance is sufficient to allow safe use of the article.	747072ae-ea70-42f8-a808-62a116f11fbc




### Application advice

For more detailed application information and graphics please see product datasheet.












### Sales and Technical Support

Sales and Technical Support [www.osram.com](http://www.osram.com)

### Download Data

File
 User instruction OPTOTRONIC LED Power Supply
 Certificates OT FIT CS ENEC 35 112395 180121
 Declarations of conformity OT FIT CS UK DoC 4290089 180221

## Product family datasheet

	Declarations of conformity OT FIT CS CE 3667905 190821
	CAD data OT FIT 20 30 CS IGS 151020
	CAD data OT FIT 20 30 CS STEP 151020
	CAD data 3-dim OT FIT 20 30 CS CAD3PDF 151020
	CAD data OT FIT 40 CS IGS 151020
	CAD data OT FIT 40 CS STEP 151020
	CAD data 3-dim OT FIT 40 CS CAD3PDF 151020
	User instruction OPTOTRONIC LED Power Supply
	Certificates OT FIT 75 CS DEKRA 35 106549 160620
	CAD data OT FIT 751A6 CS - built in step
	CAD data PDF OT FIT 751A6 CS - built in pdf

### Ecodesign regulation information:

Intended for use with LED modules.

The forward voltage of the LED light source shall be within the defined operating window of the control gear in all operating conditions including dimming if applicable.

Separate control gear and light sources must be disposed of at certified disposal companies in accordance with Directive 2012/19/EU (WEEE) in the EU and with Waste Electrical and Electronic Equipment (WEEE) Regulations 2013 in the UK. For this purpose, collection points for recycling centres and take-back systems (CRSO) are available from retailers or private disposal companies, which accept separate control gear and light sources free of charge. In this way, raw materials are conserved and materials are recycled.

### Logistical Data

Product code	Product description	Packaging unit (Pieces/Unit)	Dimensions (length x width x height)	Volume	Gross weight
4052899617315	OT FIT 20/220...240/500 CS	Shipping carton box 20	228 mm x 208 mm x 78 mm	3.70 dm <sup>3</sup>	1903.00 g
4052899617322	OT FIT 30/200...240/700 CS	Shipping carton box 20	228 mm x 208 mm x 78 mm	3.70 dm <sup>3</sup>	1906.00 g

## Product family datasheet

---

### Logistical Data

4052899617339	OT FIT 40/200...240/1A0 CS	Shipping carton box 20	228 mm x 208 mm x 78 mm	3.70 dm <sup>3</sup>	2403.00 g
4052899999565	OT FIT 75/220-240/1A6 CS	Shipping carton box 20	353 mm x 223 mm x 101 mm	7.95 dm <sup>3</sup>	3742.00 g

The mentioned product code describes the smallest quantity unit which can be ordered. One shipping unit can contain one or more single products. When placing an order, for the quantity please enter single or multiples of a shipping unit.

---

### Accessories Optional

Product description	Accessory name	Accessory code
OT FIT 20/220...240/500 CS	OT CABLE CLAMP D-STYLE	▶ 4052899077904
OT FIT 30/200...240/700 CS	OT CABLE CLAMP D-STYLE	▶ 4052899077904
OT FIT 40/200...240/1A0 CS	OT CABLE CLAMP D-STYLE	▶ 4052899077904
OT FIT 75/220-240/1A6 CS	OT CABLE CLAMP B-STYLE	▶ 4052899077881
OT FIT 75/220-240/1A6 CS	OT CABLE CLAMP B-STYLE TL	▶ 4052899948051

---

### Disclaimer

Subject to change without notice. Errors and omission excepted. Always make sure to use the most recent release.