

ICUTRONIC IT FIT CS L (SELV)

Linear / Area Constant Current – Non dimmable



Areas of application

- Linear and area lighting
- Office, industrial and shop lighting

Product family benefits

- Flexible with 1 driver offers 4 output currents
- High quality light with very low ripple
- Very high efficiency up to 87%
- Enable slim fixture design with flat 21 mm height metal housing
- Long lasting and high reliability
- SELV driver



Product family datasheet

Product family features

- Output current up to 1600 mA
- Output power up to 75 W
- Low THD <15% @ full load
- Input voltage: 220 – 240 VAC
- Ambient temp range t_a : -25 to +50 °C
- Wide output voltage range
- Low LF-ripple < 5%
- Very high efficiency up to 87%
- Fixed output (no dimming)
- 5 years guarantee*

Product family datasheet

Technical data

Electrical data

Product description	Nominal input voltage	Mains frequency	Input voltage AC	Current set	Power factor λ
IT FIT 18/220...240/350 CS L	220...240 V	50/60 Hz	198...264 V	DipSwitch	≥ 0.96
IT FIT 40/220...240/800 CS L	220...240 V	50/60 Hz	198...264 V	DipSwitch	≥ 0.96
IT FIT 60/220...240/1A2 CS L	220...240 V	50/60 Hz	198...264 V	DipSwitch	≥ 0.98
IT FIT 75/220...240/1A6 CS L	220...240 V	50/60 Hz	198...264 V	DipSwitch	≥ 0.98

Product description	Device power loss	Inrush current	Max. ECG no. on circuit breaker 10 A (B)	Max. ECG no. on circuit breaker 10 A (C)	Max. ECG no. on circuit breaker 16 A (B)	Max. ECG no. on circuit breaker 16 A (C)
IT FIT 18/220...240/350 CS L	3.15 W ¹⁾	11.6 A ²⁾	45	70	72	112
IT FIT 40/220...240/800 CS L	6.37 W ⁴⁾	13.6 A ²⁾	20	30	31	49
IT FIT 60/220...240/1A2 CS L	8.35 W ⁴⁾	13.6 A ²⁾	13	21	21	33
IT FIT 75/220...240/1A6 CS L	8.35 W ⁴⁾	13.6 A ²⁾	13	21	21	33

Product description	Max. ECG no. on circuit breaker 25 A (B)	Surge capability (L/N-Ground)	Surge capability (L-N)	Nominal output voltage
IT FIT 18/220...240/350 CS L	-	2 kV	1 kV	23...51 V
IT FIT 40/220...240/800 CS L	-	2 kV	1 kV	23...51 V
IT FIT 60/220...240/1A2 CS L	-	2 kV	1 kV	23...54 V
IT FIT 75/220...240/1A6 CS L	-	2 kV	1 kV	23...54 V

Product description	Nominal output current	Output ripple current (100 Hz)	Output PSTLM
IT FIT 18/220...240/350 CS L	200 / 250 / 300 / 350 mA ³⁾	< 5 %	≤ 1
IT FIT 40/220...240/800 CS L	500 / 600 / 700 / 800 mA ³⁾	< 5 %	≤ 1
IT FIT 60/220...240/1A2 CS L	900 / 1050 / 1100 / 1200 mA ³⁾	< 5 %	≤ 1
IT FIT 75/220...240/1A6 CS L	1300 / 1400 / 1500 / 1600 mA ³⁾	< 5 %	≤ 1

Product description	Output SVM	Nominal output power	Maximum output power
IT FIT 18/220...240/350 CS L	≤ 0.4	4.6...17.8 W	17.8 W
IT FIT 40/220...240/800 CS L	≤ 0.4	11.5...40.8 W	40.8 W
IT FIT 60/220...240/1A2 CS L	≤ 0.4	20.7...64.8 W	64.8 W

Product family datasheet

Product description	Output SVM	Nominal output power	Maximum output power
IT FIT 75/220...240/1A6 CS L	≤0.4	29.9...75.2 W	75.2 W

1) At 230 V, Input power 22 W max.

2) $t_{width} = 220 \mu s$ (measured at 50 % I_{peak})

3) ±7.5%

4) At 230 V, Input power 47 W max

Dimensions & weight

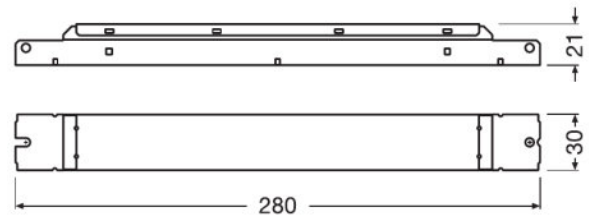
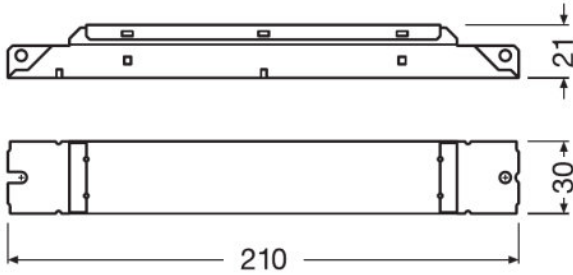
Product description	Mounting hole spacing, length	Product weight	Cable cross-section, input side	Cable cross-section, output side	Wire preparation length, input side
IT FIT 18/220...240/350 CS L	200.0 mm	110.00 g	0.5...1.5 / 0.75...1.5 mm ² 1)	0.5...1.5 / 0.75...1.5 mm ² 1)	8.5...9.5 mm
IT FIT 40/220...240/800 CS L	200.0 mm	122.50 g	0.5...1.5 / 0.75...1.5 mm ² 1)	0.5...1.5 / 0.75...1.5 mm ² 1)	8.5...9.5 mm
IT FIT 60/220...240/1A2 CS L	200.0 mm	139.50 g	0.5...1.5 / 0.75...1.5 mm ² 1)	0.5...1.5 / 0.75...1.5 mm ² 1)	8.5...9.5 mm
IT FIT 75/220...240/1A6 CS L	270.0 mm	192.50 g	0.5...1.5 / 0.75...1.5 mm ² 1)	0.5...1.5 / 0.75...1.5 mm ² 1)	8.5...9.5 mm

Product description	Height	Length	Width
IT FIT 18/220...240/350 CS L	21.0 mm	210.0 mm	30.0 mm
IT FIT 40/220...240/800 CS L	21.0 mm	210.0 mm	30.0 mm
IT FIT 60/220...240/1A2 CS L	21.0 mm	210.0 mm	30.0 mm
IT FIT 75/220...240/1A6 CS L	21.0 mm	280.0 mm	30.0 mm

1) Solid/ Flexible Leads

Product family datasheet

Product line drawing



IT FIT 18/220...240/350 CS L, IT FIT 40/220...240/800 CS L,
IT FIT 60/220...240/1A2 CS L

IT FIT 75/220...240/1A6 CS L

Temperatures & operating conditions

Product description	Ambient temperature range	Maximum temperature at tc test point	Max.housing temperature in case of fault	Temperature range at storage
IT FIT 18/220...240/350 CS L	-25...+50 °C	70 °C	110 °C	-25...80 °C
IT FIT 40/220...240/800 CS L	-25...+50 °C	70 °C	110 °C	-25...80 °C
IT FIT 60/220...240/1A2 CS L	-25...+50 °C	75 °C	110 °C	-25...80 °C
IT FIT 75/220...240/1A6 CS L	-25...+50 °C	75 °C	110 °C	-25...80 °C

Product description	Permitted rel. humidity during operation
IT FIT 18/220...240/350 CS L	5...85 % ¹⁾
IT FIT 40/220...240/800 CS L	5...85 % ¹⁾
IT FIT 60/220...240/1A2 CS L	5...85 % ¹⁾
IT FIT 75/220...240/1A6 CS L	5...85 % ¹⁾

¹⁾ Non-condensing

Product family datasheet

Lifespan

Product description	ECG lifetime
IT FIT 18/220...240/350 CS L	50000 / 100000 h ¹⁾
IT FIT 40/220...240/800 CS L	50000 / 100000 h ²⁾
IT FIT 60/220...240/1A2 CS L	50000 / 100000 h ²⁾
IT FIT 75/220...240/1A6 CS L	50000 / 100000 h ²⁾

¹⁾ T_c = 70°C, with max. 10% failure rate

²⁾ T_c = 75°C, with max. 10% failure rate

Additional product data

Product description	Encapsulated	Successor EAN
IT FIT 18/220...240/350 CS L	No	4062172212663
IT FIT 40/220...240/800 CS L	No	4062172212700
IT FIT 60/220...240/1A2 CS L	No	4062172212724
IT FIT 75/220...240/1A6 CS L	No	4062172212762

Capabilities

Product description	Dimmable	Overheating protection	Overload protection
IT FIT 18/220...240/350 CS L	No	Automatic reversible	Automatic reversible
IT FIT 40/220...240/800 CS L	No	Automatic reversible	Automatic reversible
IT FIT 60/220...240/1A2 CS L	No	Automatic reversible	Automatic reversible
IT FIT 75/220...240/1A6 CS L	No	Automatic reversible	Automatic reversible

Product description	Short-circuit protection	No-load proof	Max. cable length to lamp/LED module	Suitable for fixtures with prot. class
IT FIT 18/220...240/350 CS L	Automatic reversible	Yes	2.0 m	I / II
IT FIT 40/220...240/800 CS L	Automatic reversible	Yes	2.0 m	I / II
IT FIT 60/220...240/1A2 CS L	Automatic reversible	Yes	2.0 m	I / II
IT FIT 75/220...240/1A6 CS L	Automatic reversible	Yes	2.0 m	I / II

Product description	Number of channels
IT FIT 18/220...240/350 CS L	1
IT FIT 40/220...240/800 CS L	1
IT FIT 60/220...240/1A2 CS L	1
IT FIT 75/220...240/1A6 CS L	1

Product family datasheet

Certificates & standards

Product description	Approval marks – approval	Standards	Type of protection
IT FIT 18/220...240/350 CS L	CE / ENEC 05 / EAC / CCC / BIS / RCM ¹⁾	Acc. to IEC 61347-1/Acc. to IEC 61347-2-13/Acc. to IEC 62384/Acc. to IEC 61000-3-2/Acc. to IEC 61000-3-3/Acc. to IEC 61547	IP20
IT FIT 40/220...240/800 CS L	CE / ENEC 05 / EAC / CCC / BIS / RCM ¹⁾	Acc. to IEC 61347-1/Acc. to IEC 61347-2-13/Acc. to IEC 62384/Acc. to IEC 61000-3-2/Acc. to IEC 61000-3-3/Acc. to IEC 61547	IP20
IT FIT 60/220...240/1A2 CS L	CE / ENEC 05 / EAC / CCC / BIS / RCM ¹⁾	Acc. to IEC 61347-1/Acc. to IEC 61347-2-13/Acc. to IEC 62384/Acc. to IEC 61000-3-2/Acc. to IEC 61000-3-3/Acc. to IEC 61547	IP20
IT FIT 75/220...240/1A6 CS L	CE / ENEC 05 / EAC / CCC / BIS / RCM ¹⁾	Acc. to IEC 61347-1/Acc. to IEC 61347-2-13/Acc. to IEC 62384/Acc. to IEC 61000-3-2/Acc. to IEC 61000-3-3/Acc. to IEC 61547	IP20

¹⁾ In preparation

Logistical data

Product description	Commodity code
IT FIT 18/220...240/350 CS L	850440829000
IT FIT 40/220...240/800 CS L	850440829000
IT FIT 60/220...240/1A2 CS L	850440829000
IT FIT 75/220...240/1A6 CS L	850440829000

Environmental information

Product description	Date of Declaration	Primary Article Identifier	Candidate List Substance 1
IT FIT 18/220...240/350 CS L	23-12-2021	4052899617421	Lead
IT FIT 40/220...240/800 CS L	23-12-2021	4052899617438	Lead
IT FIT 60/220...240/1A2 CS L	23-12-2021	4052899617445	Lead
IT FIT 75/220...240/1A6 CS L	23-12-2021	4052899617452	Lead

Product family datasheet

Product description	CAS No. of substance 1	Safe Use Instruction	Declaration No. in SCIP database
IT FIT 18/220...240/350 CS L	7439-92-1	The identification of the Candidate List substance is sufficient to allow safe use of the article.	4c4351b2-885d-4742-abba-9b3931bbd17e
IT FIT 40/220...240/800 CS L	7439-92-1	The identification of the Candidate List substance is sufficient to allow safe use of the article.	5596763e-ec6b-41e1-8d93-c5ac25958e31
IT FIT 60/220...240/1A2 CS L	7439-92-1	The identification of the Candidate List substance is sufficient to allow safe use of the article.	439a00fb-63a9-4268-8e2b-41367bee9bfc
IT FIT 75/220...240/1A6 CS L	7439-92-1	The identification of the Candidate List substance is sufficient to allow safe use of the article.	4ca7f6d7-ec2c-4a39-a511-8593ab1f7038





Application advice

For more detailed application information and graphics please see product datasheet.

Sales and Technical Support

- Sales and Technical Support www.osram.com

Download Data

File
 User instruction ICUTRONIC LED Power Supply
 Certificates IT FIT CS L DEKRA 35 113195 030820
 Declarations of conformity IT FIT CS L CE 4205372 180821
 Declarations of conformity IT FIT CS L UK DoC 4281081 020321

Product family datasheet

Ecodesign regulation information:

Intended for use with LED modules.

The forward voltage of the LED light source shall be within the defined operating window of the control gear in all operating conditions including dimming if applicable.

Separate control gear and light sources must be disposed of at certified disposal companies in accordance with Directive 2012/19/EU (WEEE) in the EU and with Waste Electrical and Electronic Equipment (WEEE) Regulations 2013 in the UK. For this purpose, collection points for recycling centres and take-back systems (CRSO) are available from retailers or private disposal companies, which accept separate control gear and light sources free of charge. In this way, raw materials are conserved and materials are recycled.

Logistical Data

Product code	Product description	Packaging unit (Pieces/Unit)	Dimensions (length x width x height)	Volume	Gross weight
4052899617421	IT FIT 18/220...240/350 CS L	Shipping carton box 20	237 mm x 162 mm x 130 mm	4.99 dm ³	2509.00 g
4052899617438	IT FIT 40/220...240/800 CS L	Shipping carton box 20	237 mm x 162 mm x 130 mm	4.99 dm ³	2759.00 g
4052899617445	IT FIT 60/220...240/1A2 CS L	Shipping carton box 20	237 mm x 162 mm x 130 mm	4.99 dm ³	3099.00 g
4052899617452	IT FIT 75/220...240/1A6 CS L	Shipping carton box 20	307 mm x 162 mm x 130 mm	6.47 dm ³	4215.00 g

The mentioned product code describes the smallest quantity unit which can be ordered. One shipping unit can contain one or more single products. When placing an order, for the quantity please enter single or multiples of a shipping unit.

References / Links

* For more information on the multi-level guarantee and the terms and conditions of the guarantee visit

▶ www.osram.com/system-guarantee

Disclaimer

Subject to change without notice. Errors and omission excepted. Always make sure to use the most recent release.
