

OT 4DIM NFC IP20 Outdoor

DALI-2, AstroDIM, StepDIM, MainsDIM – constant current LED drivers



Product family features

- Supply voltage: 220...240 V
- Current output range: 70...1,050 mA
- Easy and fast wireless luminaire programming via NFC
- Flexible current setting with one additional wire (LEDset2)
- AstroDIM for autonomous dimming with five independent levels (astro, time mode)
- Allows for energy saving in twilight phases
- MainsDIM function for dimming via reduction of line voltage amplitude
- Isolated DALI interface for bidirectional telemanagement systems
- Standby power consumption: < 0.35 W
- Constant Lumen Output (CLO)
- Overtemperature protection via external NTC
- Integrated customizable thermal management (Driver Guard)

Product family benefits

- 4DIM functionality in one device (StepDIM, AstroDIM, MainsDIM, DALI)
- DALI-2 certified incl. Parts 251, 252, 253
- Easy and fast wireless luminaire programming
- Very high efficiency
- Wide current output range: 200 mA...1050 mA
- High surge protection: up to 10 kV (in protection class I or II)
- Great flexibility due to wide operating temperature range of -40...55 °C or 60 °C
- Protection through double isolation between mains input and LED output

Areas of application

- Street and urban lighting
- Industry
- Suitable for outdoor applications in luminaires with IP > 54
- Suitable for use in outdoor luminaires of protection class I and II



Product family datasheet

Technical data

Product description	Electrical data					
	Nominal voltage	Input voltage AC	Input voltage DC	Nominal current	Mains frequency	Power factor λ
OT 20/170...240/1A0 4DIMLT2 G2 CE	220...240 V	170...264 V	176...276 V ¹⁾	0.12 A	0/50/60 Hz ¹⁾	> 0.98 ²⁾
OT 40/170...240/1A0 4DIMLT2 G2 CE	220...240 V	170...264 V	176...276 V ¹⁾	0.20 A	0/50/60 Hz ¹⁾	> 0.98 ²⁾
OT 75/170...240/1A0 4DIMLT2 G2 CE	220...240 V	170...264 V	176...276 V ¹⁾	0.37 A	0/50/60 Hz ¹⁾	> 0.98 ²⁾
OT 110/170...240/1A0 4DIMLT2 G2 CE	220...240 V	170...264 V	176...276 V ¹⁾	0.52 A	0/50/60 Hz ¹⁾	> 0.98 ²⁾
OT 165/170...240/1A0 4DIMLT2 G2 CE	220...240 V	170...264 V	176...276 V ¹⁾	0.76 A	0/50/60 Hz ¹⁾	> 0.98 ²⁾

Product description	Total harmonic distortion	Device power loss	Networked standby power	Inrush current	Max. ECG no. on circuit breaker 10 A (B)	Max. ECG no. on circuit breaker 16 A (B)
OT 20/170...240/1A0 4DIMLT2 G2 CE	< 10 % ³⁾	3.5 W	<0.50 W ⁴⁾	25 A ⁵⁾	22	35
OT 40/170...240/1A0 4DIMLT2 G2 CE	< 10 % ³⁾	4.5 W	<0.50 W ⁴⁾	26 A ¹²⁾	17	28
OT 75/170...240/1A0 4DIMLT2 G2 CE	< 5 % ³⁾	5.3 W	<0.50 W ⁴⁾	54 A ¹⁴⁾	8	12
OT 110/170...240/1A0 4DIMLT2 G2 CE	< 5 % ³⁾	8.0 W	<0.50 W ⁴⁾	65 A ¹⁶⁾	7	12
OT 165/170...240/1A0 4DIMLT2 G2 CE	< 5 % ³⁾	11.5 W	<0.25 W ⁴⁾	77 A ¹²⁾	5	9

Product description	Max. ECG no. on circuit breaker 25 A (B)	Surge capability (L/N-Ground)	Surge capability (L-N)	Nominal output power	Maximum output power
OT 20/170...240/1A0 4DIMLT2 G2 CE	55	10 kV	6 kV	22 W	22 W
OT 40/170...240/1A0 4DIMLT2 G2 CE	44	10 kV	6 kV	40 W	40 W
OT 75/170...240/1A0 4DIMLT2 G2 CE	20	10 kV	6 kV	75 W	75 W
OT 110/170...240/1A0 4DIMLT2 G2 CE	19	10 kV	6 kV	110 W	110 W
OT 165/170...240/1A0 4DIMLT2 G2 CE	14	10 kV	6 kV	165 W	165 W

Product description	Efficiency in full-load	Nominal output voltage	Nominal output current	Output current LEDset open	Output current LEDset shorted
OT 20/170...240/1A0 4DIMLT2 G2 CE	87 % ⁴⁾	10...38 V	200...1050 mA	70 mA	Not allowed
OT 40/170...240/1A0 4DIMLT2 G2 CE	90 % ⁴⁾	15...56 V	200...1050 mA	70 mA	Not allowed

Product family datasheet

Product description	Efficiency in full-load	Nominal output voltage	Nominal output current	Output current LEDset open	Output current LEDset shorted
OT 75/170...240/1A0 4DIMLT2 G2 CE	93 % ⁴⁾	35...115 V	200...1050 mA	70 mA	Not allowed
OT 110/170...240/1A0 4DIMLT2 G2 CE	93 % ⁴⁾	80...220 V	200...1050 mA	70 mA	Not allowed
OT 165/170...240/1A0 4DIMLT2 G2 CE	93.5 % ⁴⁾	130...260 V	200...1050 mA	70 mA	Not allowed

Product description	Default output current	Output current tolerance	Output ripple current (100 Hz)	Output PSTLM	Output SVM
OT 20/170...240/1A0 4DIMLT2 G2 CE	700 mA	±3 % ⁶⁾	< 5 %	≤1	≤0.4
OT 40/170...240/1A0 4DIMLT2 G2 CE	700 mA	±3 % ⁶⁾	< 5 %	≤1	≤0.4
OT 75/170...240/1A0 4DIMLT2 G2 CE	700 mA	±3 % ⁶⁾	< 6 %	≤1	≤0.4
OT 110/170...240/1A0 4DIMLT2 G2 CE	700 mA	±3 % ⁶⁾	< 5 %	≤1	≤0.4
OT 165/170...240/1A0 4DIMLT2 G2 CE	700 mA	±3 % ⁶⁾	< 5 %		

Product description	Minimum output current	Galvanic isolation	Max. no. of ECGs on 16A MCB with EBN-OS	Surge capability (SD – Ground)
OT 20/170...240/1A0 4DIMLT2 G2 CE	70 mA	SELV	93	10 kV
OT 40/170...240/1A0 4DIMLT2 G2 CE	70 mA	SELV	56	10 kV
OT 75/170...240/1A0 4DIMLT2 G2 CE	70 mA	SELV	30	10 kV
OT 110/170...240/1A0 4DIMLT2 G2 CE	70 mA	Double	21	10 kV
OT 165/170...240/1A0 4DIMLT2 G2 CE	70 mA	Double	15	10 kV

Product description	Nominal input voltage (SD port)	U-OUT (working voltage)	Surge capability (L/N – SD)	Dimensions & weight
				Length
OT 20/170...240/1A0 4DIMLT2 G2 CE	220...277 V	60 V	6 kV	123.0 mm
OT 40/170...240/1A0 4DIMLT2 G2 CE	220...277 V	60 V	6 kV	123.0 mm
OT 75/170...240/1A0 4DIMLT2 G2 CE	220...277 V	120 V	6 kV	133.0 mm
OT 110/170...240/1A0 4DIMLT2 G2 CE	220...277 V	250 V	6 kV	150.0 mm
OT 165/170...240/1A0 4DIMLT2 G2 CE	220...277 V	300 V	6 kV	170.0 mm

Product family datasheet

Product description	Width	Height	Mounting hole spacing, length	Mounting hole spacing, width	Product weight	Cable cross-section, input side
OT 20/170...240/1A0 4DIMLT2 G2 CE	79.0 mm	33.0 mm	111.0 mm	67.0 mm	210.00 g	0.2...1.5 mm ²
OT 40/170...240/1A0 4DIMLT2 G2 CE	79.0 mm	33.0 mm	111.0 mm	67.0 mm	210.00 g	0.2...1.5 mm ²
OT 75/170...240/1A0 4DIMLT2 G2 CE	77.0 mm	40.0 mm	122.5 mm		300.00 g	0.2...1.5 mm ²
OT 110/170...240/1A0 4DIMLT2 G2 CE	90.0 mm	40.0 mm	134.0 mm		780.00 g	0.2...1.5 mm ²
OT 165/170...240/1A0 4DIMLT2 G2 CE	100.0 mm	40.0 mm	160.0 mm	90.0 mm	980.00 g	0.2...1.5 mm ²

Product description	Cable cross-section, output side	Wire preparation length, input side	Temperatures & operating conditions		
			Ambient temperature range	Temperature range at storage	Maximum temperature at tc test point
OT 20/170...240/1A0 4DIMLT2 G2 CE	0.2...1.5 mm ²	8.5...9.5 mm	-40...+60 °C	-25...85 °C	75 °C
OT 40/170...240/1A0 4DIMLT2 G2 CE	0.2...1.5 mm ²	8.5...9.5 mm	-40...+60 °C	-25...85 °C	80 °C
OT 75/170...240/1A0 4DIMLT2 G2 CE	0.2...1.5 mm ²	8.5...9.5 mm	-40...+55 °C	-25...85 °C	85 °C
OT 110/170...240/1A0 4DIMLT2 G2 CE	0.2...1.5 mm ²	8.5...9.5 mm	-40...+55 °C	-25...85 °C	85 °C
OT 165/170...240/1A0 4DIMLT2 G2 CE	0.2...1.5 mm ²	8.5...9.5 mm	-40...+55 °C	-40...+85 °C	90 °C

Product description	Max. housing temperature in case of fault	Permitted rel. humidity during operation	Lifespan	Capabilities	
			ECG lifetime	Dimmable	Dimming interface
OT 20/170...240/1A0 4DIMLT2 G2 CE	120 °C	5...85 % ⁷⁾	50000 / 100000 h ⁸⁾	Yes	4DIM / AstroDIM / DALI / MainsDIM / StepDIM
OT 40/170...240/1A0 4DIMLT2 G2 CE	120 °C	5...85 % ⁷⁾	50000 / 100000 h ¹³⁾	Yes	4DIM / AstroDIM / DALI / MainsDIM / StepDIM
OT 75/170...240/1A0 4DIMLT2 G2 CE	120 °C	5...85 % ⁷⁾	50000 / 100000 h ¹⁵⁾	Yes	4DIM / AstroDIM / DALI / MainsDIM / StepDIM
OT 110/170...240/1A0 4DIMLT2 G2 CE	120 °C	5...85 % ⁷⁾	50000 / 100000 h ¹⁵⁾	Yes	4DIM / AstroDIM / DALI / MainsDIM / StepDIM

Product family datasheet

Product description	Max.housing temperature in case of fault	Permitted rel. humidity during operation	Lifespan	Capabilities	
			ECG lifetime	Dimmable	Dimming interface
OT 165/170...240/1A0 4DIMLT2 G2 CE	110 °C	5...85 % ⁷⁾	50000 / 100000 h ¹⁷⁾	Yes	4DIM / AstroDIM / DALI / MainsDIM / StepDIM

Product description	Dimming range	Suitable for fixtures with prot. class	Constant lumen function	NTC input
OT 20/170...240/1A0 4DIMLT2 G2 CE	10...100 %	I / II	Programmable	Yes
OT 40/170...240/1A0 4DIMLT2 G2 CE	10...100 %	I / II	Programmable	Yes
OT 75/170...240/1A0 4DIMLT2 G2 CE	10...100 %	I / II	Programmable	Yes
OT 110/170...240/1A0 4DIMLT2 G2 CE	10...100 %	I / II	Programmable	Yes
OT 165/170...240/1A0 4DIMLT2 G2 CE	10...100 %	I / II	Programmable	Yes

Product description	Short-circuit protection	No-load proof	Intended for no-load operation	Max. cable length to lamp/LED module
OT 20/170...240/1A0 4DIMLT2 G2 CE	Automatic reversible	Yes	No	2.0 m
OT 40/170...240/1A0 4DIMLT2 G2 CE	Automatic reversible	Yes	No	2.0 m
OT 75/170...240/1A0 4DIMLT2 G2 CE	Automatic reversible	Yes	No	2.0 m
OT 110/170...240/1A0 4DIMLT2 G2 CE	Automatic reversible	Yes	No	2.0 m
OT 165/170...240/1A0 4DIMLT2 G2 CE	Automatic reversible	Yes	No	2.0 m

Product description	Overload protection	Number of channels	DALI-2 Energy Data
OT 20/170...240/1A0 4DIMLT2 G2 CE	Automatic reversible	1	Yes ⁹⁾
OT 40/170...240/1A0 4DIMLT2 G2 CE	Automatic reversible	1	Yes ⁹⁾
OT 75/170...240/1A0 4DIMLT2 G2 CE	Automatic reversible	1	Yes ⁹⁾
OT 110/170...240/1A0 4DIMLT2 G2 CE	Automatic reversible	1	Yes ⁹⁾
OT 165/170...240/1A0 4DIMLT2 G2 CE	Automatic reversible	1	Yes ⁹⁾

Product description	LEDset	DALI-2 Diagnostic Data	Programming	
			Programming device	Tuner4TRONIC Field App
OT 20/170...240/1A0 4DIMLT2 G2 CE	Yes	Yes ¹⁰⁾	DALI / NFC	Yes

Product family datasheet

Product description	LEDset	DALI-2 Diagnostic Data	Programming	
			Programming device	Tuner4TRONIC Field App
OT 40/170...240/1A0 4DIMLT2 G2 CE	Yes	Yes ¹⁰⁾	DALI / NFC	Yes
OT 75/170...240/1A0 4DIMLT2 G2 CE	Yes	Yes ¹⁰⁾	DALI / NFC	Yes
OT 110/170...240/1A0 4DIMLT2 G2 CE	Yes	Yes ¹⁰⁾	DALI / NFC	Yes
OT 165/170...240/1A0 4DIMLT2 G2 CE	Yes	Yes ¹⁰⁾	DALI / NFC	Yes

Product description	Tuner4TRONIC	Box programming	Programmable features	
			Constant Lumen	Thermal Protection
OT 20/170...240/1A0 4DIMLT2 G2 CE	Yes	Yes	Yes	Yes
OT 40/170...240/1A0 4DIMLT2 G2 CE	Yes	Yes	Yes	Yes
OT 75/170...240/1A0 4DIMLT2 G2 CE	Yes		Yes	Yes
OT 110/170...240/1A0 4DIMLT2 G2 CE	Yes	Yes	Yes	Yes
OT 165/170...240/1A0 4DIMLT2 G2 CE	Yes		Yes	Yes

Product description	Driver Guard	AstroDIM	StepDIM	MainsDIM
OT 20/170...240/1A0 4DIMLT2 G2 CE	Yes	Yes	Yes	Yes
OT 40/170...240/1A0 4DIMLT2 G2 CE	Yes	Yes	Yes	Yes
OT 75/170...240/1A0 4DIMLT2 G2 CE	Yes	Yes	Yes	Yes
OT 110/170...240/1A0 4DIMLT2 G2 CE	Yes	Yes	Yes	Yes
OT 165/170...240/1A0 4DIMLT2 G2 CE	Yes	Yes	Yes	Yes

Product description	Emergency Mode	Configuration Lock	DALI-2 Luminaire Data	Certificates & standards
				Type of protection
OT 20/170...240/1A0 4DIMLT2 G2 CE	Yes	Yes	Yes ¹¹⁾	IP20
OT 40/170...240/1A0 4DIMLT2 G2 CE	Yes	Yes	Yes ¹¹⁾	IP20
OT 75/170...240/1A0 4DIMLT2 G2 CE	Yes	Yes	Yes ¹¹⁾	IP20
OT 110/170...240/1A0 4DIMLT2 G2 CE	Yes	Yes	Yes ¹¹⁾	IP20
OT 165/170...240/1A0 4DIMLT2 G2 CE	Yes	Yes	Yes ¹¹⁾	IP20

Product family datasheet

Product description	Standards	Approval marks – approval	Logistical data	Environmental information
			Commodity code	Date of Declaration
OT 20/170...240/1A0 4DIMLT2 G2 CE	Acc. to EN 61347-1/Acc. to EN 61347-2-13/Acc. to EN 62384/Acc. to EN 55015:2006 + A1:2007 + A2:2009/Acc. to EN 61547/Acc. to FCC 47 part 15 class B/Acc. to IEC 61000-3-2/Acc. to IEC 61000-3-3/Acc. to IEC 62386-101/Acc. to IEC 62386-102/Acc. to IEC 62386-207/UL-8750	CCC / CE / DALI-2 / EL / ENEC / RCM / VDE / VDE-EMC	850440829000	22-12-2021
OT 40/170...240/1A0 4DIMLT2 G2 CE	Acc. to EN 61347-1/Acc. to EN 61347-2-13/Acc. to EN 62384/Acc. to EN 55015:2006 + A1:2007 + A2:2009/Acc. to EN 61547/Acc. to FCC 47 part 15 class B/Acc. to IEC 61000-3-2/Acc. to IEC 61000-3-3/Acc. to IEC 62386-101/Acc. to IEC 62386-102/Acc. to IEC 62386-207/UL-8750	CCC / CE / DALI-2 / EL / ENEC / RCM / VDE / VDE-EMC	850440829000	22-12-2021
OT 75/170...240/1A0 4DIMLT2 G2 CE	Acc. to EN 61347-1/Acc. to EN 61347-2-13/Acc. to EN 62384/Acc. to EN 55015:2006 + A1:2007 + A2:2009/Acc. to EN 61547/Acc. to FCC 47 part 15 class B/Acc. to IEC 61000-3-2/Acc. to IEC 61000-3-3/Acc. to IEC 62386-101/Acc. to IEC 62386-102/Acc. to IEC 62386-207/UL-8750	CCC / CE / DALI-2 / EL / ENEC / RCM / VDE / VDE-EMC	850440829000	23-12-2021
OT 110/170...240/1A0 4DIMLT2 G2 CE	Acc. to EN 61347-1/Acc. to EN 61347-2-13/Acc. to EN 62384/Acc. to EN 55015:2006 + A1:2007 + A2:2009/Acc. to EN 61547/Acc. to FCC 47 part 15 class B/Acc. to IEC 61000-3-2/Acc. to IEC 61000-3-3/Acc. to IEC 62386-101/Acc. to IEC 62386-102/Acc. to IEC 62386-207/UL-8750	CCC / CE / DALI-2 / EL / ENEC / RCM / VDE / VDE-EMC	850440829000	22-12-2021

Product family datasheet

Product description	Standards	Approval marks – approval	Logistical data	Environmental information
			Commodity code	Date of Declaration
OT 165/170...240/1A0 4DIMLT2 G2 CE	Acc. to EN 61347-1/Acc. to EN 61347-2-13/Acc. to EN 62384/Acc. to EN 55015:2006 + A1:2007 + A2:2009/Acc. to EN 61547/Acc. to FCC 47 part 15 class B/Acc. to IEC 61000-3-2/Acc. to IEC 61000-3-3/Acc. to IEC 62386-101/Acc. to IEC 62386-102/Acc. to IEC 62386-207/UL-8750	BIS / CCC / CE / DALI-2 / EL / ENEC / VDE / VDE-EMC	850440829000	23-12-2021

Product description	Primary Article Identifier	Candidate List Substance 1	CAS No. of substance 1	Safe Use Instruction
OT 20/170...240/1A0 4DIMLT2 G2 CE	4052899981928 4050732430770	Lead	7439-92-1	The identification of the Candidate List substance is sufficient to allow safe use of the article.
OT 40/170...240/1A0 4DIMLT2 G2 CE	4052899981935 4050732430800	Lead	7439-92-1	The identification of the Candidate List substance is sufficient to allow safe use of the article.
OT 75/170...240/1A0 4DIMLT2 G2 CE	4052899981942 4050732430817	Lead	7439-92-1	The identification of the Candidate List substance is sufficient to allow safe use of the article.
OT 110/170...240/1A0 4DIMLT2 G2 CE	4052899981959 4050732430824	Lead	7439-92-1	The identification of the Candidate List substance is sufficient to allow safe use of the article.
OT 165/170...240/1A0 4DIMLT2 G2 CE	4062172053952 8010703816770 4055462326874	Lead	7439-92-1	The identification of the Candidate List substance is sufficient to allow safe use of the article.

Product family datasheet

Product description	Declaration No. in SCIP database
OT 20/170...240/1A0 4DIMLT2 G2 CE	32a69a93-2748-48e2-ac3f-55ebbce0f9a7 bb3df44e-0c55-4108-8e84-a377f3a7f2bf
OT 40/170...240/1A0 4DIMLT2 G2 CE	29875895-b98f-49c7-a31a-a13fae62ec32 2c391097-0244-45e8-9346-4619e93866ed
OT 75/170...240/1A0 4DIMLT2 G2 CE	1a61f724-4b96-4f14-a90a-0e5fe1aec754 4d4e1c54-5ed9-4771-a4ea-503370cdffc5
OT 110/170...240/1A0 4DIMLT2 G2 CE	508457bc-a414-496e-ae8c-717245b30b0f 96be3e5a-1c90-42dc-9fa7-5ef69ff192e6
OT 165/170...240/1A0 4DIMLT2 G2 CE	4c0de48f-a83c-4e21-b0b4-51a129897291 b14fb74b-7496-4707-9d46-7065fb740fb4 7d356b07-e1f1-4883-9dd9-aac2350a2758

1) Additional fuse needed in DC operation

2) Full load

3) At full power

4) at 230 V, 50 Hz

5) At 150 μ s

6) +/- 5% for LEDset down to 300mA

7) Maximum 56 days/year at 85 %

8) At maximum $T_c = 75^\circ\text{C}$ / 10% failure rate

9) Acc. DALI part 252

10) Acc. DALI part 253

11) Acc. DALI part 251

12) At 180 μ s

13) At maximum $T_c = 80^\circ\text{C}$ / 10% failure rate

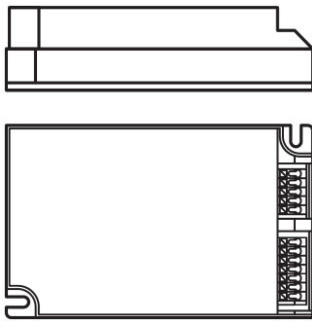
14) At 190 μ s

15) At maximum $T_c = 85^\circ\text{C}$ / 10% failure rate

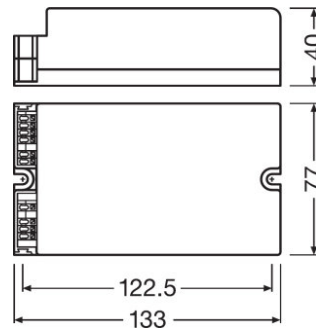
16) At 160 μ s

17) At maximum $T_c = 90^\circ\text{C}$ / 10% failure rate

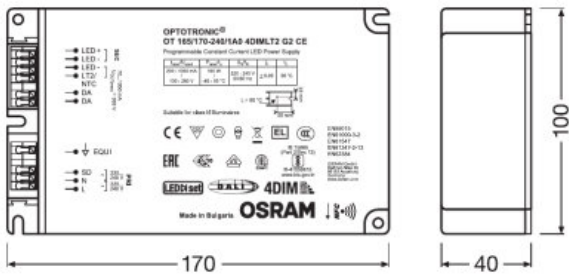
Product family datasheet



539459_OT 40120-2771A0 4DIMLT2 E



OT 75170-2401A0 4DIMLT2 G2 CE



OT 165 170-2401A0 4 DIM LT2 G2 CE



OT 165 170-2401A0 4 DIM LT2 G2 CE



Application advice

For more detailed application information and graphics please see product datasheet.



Sales and Technical Support

Sales and Technical Support www.osram.com





Download Data

File	
	User instruction OPTOTRONIC Outdoor
	Brochures Technical Application Guide - 4DIMLT2 G2 CE LED drivers (EN)

Product family datasheet

	Certificates RCM Certificate CS10824N
	Certificates OT ENEC 40050684 060421
	Certificates OT Outdoor CB DE1 62952A1 220920
	Certificates OT EMC 40050085 200220
	Certificates OT 20 4DIM LT2 G2 EATON AM35336 210520
	Certificates OT 20 4DIM LT2 G2 INOTEC AM35336 210520
	Certificates OT Outdoor CB DE1 62952A2 220920
	Certificates OT Outdoor VDE TESTREPORT 276377 220920
	Certificates VDE ENEC Certificate 40043863
	Certificates CB Certificate DE1-59452
	Certificates VDE ENEC Certificate 40043863 appendix
	Certificates OT EMC 40044675 250621
	Certificates CCC Certificate 2018171002002021
	Declarations of conformity OT 1DIMLT2 G1 4DIMLT2 G2 CE 3806542 061221
	Declarations of conformity OT DIM LT2 CE UK DoC 4291524 260221
	Declarations of conformity EATON(CEAG)-Conformity declaration AM04626_OT20_170-240_1A0_4DIMLT2_G2_CE
	Declarations of conformity INOTEC- Conformity declaration AM04626_OT20_170-240_1A0_4DIMLT2_G2_CE
	Declarations of conformity EU Declaration of Conformity 3584649
	CAD data CAD data STEP OT 20170-2401A0 4DIMLT2 G2 CE
	CAD data OT 20 4DIMLT2G2CE IGS 060820
	CAD data OT 20 4DIMLT2G2CE STEP 060820
	CAD Data 2-dim OT 20 4DIMLT2G2CE CAD2PDF 060820
	CAD data 3-dim OT 20 4DIMLT2G2CE CAD3PDF 060820

Product family datasheet

	Certificates OT 40 4DIM LT2 G2 EATON AM35337 210520
	Certificates OT 40 4DIM LT2 G2 INOTEC AM35337 210520
	Declarations of conformity Declaration of Conformity 3547530
	Declarations of conformity EATON(CEAG)-Conformity declaration AM04628_OT40_170-240_1A0_4DIMLT2_G2_CE
	Declarations of conformity INOTEC- Conformity declaration AM04628_OT40_170-240_1A0_4DIMLT2_G2_CE
	CAD data CAD data STEP OT 40170-2401A0 4DIMLT2 G2 CE
	CAD data OT 40 4DIMLT2G2CE IGS 060820
	CAD data OT 40 4DIMLT2G2CE STEP 060820
	CAD Data 2-dim OT 40 4DIMLT2G2CE CAD2PDF 060820
	CAD data 3-dim OT 40 4DIMLT2G2CE CAD3PDF 060820
	User instruction OPTOTRONIC Outdoor
	Certificates OT 75 4DIM LT2 G2 EATON AM35338 210520
	Certificates OT 75 4DIM LT2 G2 INOTEC AM35338 210520
	Certificates CB Test Certificate DE1-60243
	Certificates CCC Certificate 2018171002002244
	Declarations of conformity EU Declaration of Conformity 3605907 (EN)
	Declarations of conformity EATON(CEAG)-Conformity declaration AM03550 OT 75170-2401A0 4DIMLT2 G2 CE
	Declarations of conformity INOTEC-Conformity declaration AM03550 OT 75170-2401A0 4DIMLT2 G2 CE
	CAD data CAD data STEP OT 75170-2401A0 4DIMLT2 G2 CE
	CAD data OT 75 4DIMLT2G2CE IGS 060820
	CAD data OT 75 4DIMLT2G2CE STEP 060820
	CAD Data 2-dim OT 75 4DIMLT2G2CE CAD2PDF 060820
	CAD data 3-dim OT 75 4DIMLT2G2CE CAD3PDF 060820

Product family datasheet

	Certificates OT 110 4DIM LT2 G2 EATON AM35339 210520
	Certificates OT 110 4DIM LT2 G2 INOTEC AM35339 210520
	Certificates CCC Certificate 2018171002002265
	Declarations of conformity EU Declaration of Conformity 3629845
	Declarations of conformity EATON(CEAG)-Conformity declaration AM03548 OT 110170-2401A0 4DIMLT2 G2 CE
	Declarations of conformity INOTEC-Conformity declaration AM03548 OT 110170-2401A0 4DIMLT2 G2 CE
	CAD data CAD data STEP OT 110170-2401A0 4DIMLT2 G2 CE
	CAD data OT 110 4DIMLT2G2CE IGS 060820
	CAD data OT 110 4DIMLT2G2CE STEP 060820
	CAD Data 2-dim OT 110 4DIMLT2G2CE CAD2PDF 060820
	CAD data 3-dim OT 110 4DIMLT2G2CE CAD3PDF 060820
	User instruction OPTOTRONIC Outdoor
	Certificates OT 165 4DIM G2 CE BIS 34496 170420
	Certificates OT 165 4DIM LT2 G2 EATON AM27702 210520
	Certificates OT 165 4DIM LT2 G2 INOTEC AM27702 210520
	Certificates OT 165 4DIMLT2 G2 CE UK DoC 4310787 010621
	Declarations of conformity OT 4DIMLT2 G2 CE 3813028 100921
	CAD data OT 165 4DIMLT2G2CE IGS 060820
	CAD data OT 165 4DIMLT2G2CE STEP 060820
	CAD Data 2-dim OT 165 4DIMLT2G2CE CAD2PDF 060820
	CAD data 3-dim OT 165 4DIMLT2G2CE CAD3PDF 060820

Product family datasheet

Ecodesign regulation information:

Intended for use with LED modules.

The forward voltage of the LED light source shall be within the defined operating window of the control gear in all operating conditions including dimming if applicable.

Separate control gear and light sources must be disposed of at certified disposal companies in accordance with Directive 2012/19/EU (WEEE) in the EU and with Waste Electrical and Electronic Equipment (WEEE) Regulations 2013 in the UK. For this purpose, collection points for recycling centres and take-back systems (CRSO) are available from retailers or private disposal companies, which accept separate control gear and light sources free of charge. In this way, raw materials are conserved and materials are recycled.

Logistical Data

Product code	Product description	Packaging unit (Pieces/Unit)	Dimensions (length x width x height)	Volume	Gross weight
4052899981928	OT 20/170...240/1A0 4DIMLT2 G2 CE	Shipping carton box 20	400 mm x 277 mm x 119 mm	13.19 dm ³	4748.00 g
4052899982024	OT 40/170...240/1A0 4DIMLT2 G2 CE		- x - x -		
4052899981942	OT 75/170...240/1A0 4DIMLT2 G2 CE	Shipping carton box 20	609 mm x 289 mm x 118 mm	20.77 dm ³	6564.00 g
4052899981959	OT 110/170...240/1A0 4DIMLT2 G2 CE	Shipping carton box 10	385 mm x 300 mm x 125 mm	14.44 dm ³	8141.00 g
4062172053952	OT 165/170...240/1A0 4DIMLT2 G2 CE	Shipping carton box 10	303 mm x 285 mm x 205 mm	17.70 dm ³	10437.00 g

The mentioned product code describes the smallest quantity unit which can be ordered. One shipping unit can contain one or more single products. When placing an order, for the quantity please enter single or multiples of a shipping unit.

Data privacy

This OSRAM driver can be configured using the Tuner4TRONIC software. This requires registering on www.myosram.com and downloading the Tuner4TRONIC software from the Internet. The Tuner4TRONIC software enables users to access and view the operational data of a luminaire or driver via the corresponding programming interfaces. A password key (Config Lock) must be set up in the driver via the Tuner4TRONIC software in order to control which users can access and view operational data. Follow the instructions for password setup. To grant an external person or company rights to access or view operational data, you can assign password keys. In this case, however, you are responsible for ensuring that the third party concerned takes notice of the information described here. However, OSRAM can read out operating data from devices for maintenance and service purposes even when a password key has been assigned. In individual cases, OSRAM will also use its access rights in order to optimize or improve driver hardware and driver functions. In accordance with data privacy principles, any user of operating data (luminaire manufacturers, third parties with access rights) must ensure that personal data (e.g. name, address, location IDs) are only merged with the prior written consent of the person (end user) concerned. The respective user of the operating data is responsible for providing evidence of consent.

Product family datasheet

Disclaimer

Subject to change without notice. Errors and omission excepted. Always make sure to use the most recent release.