

OPTOTRONIC Outdoor – Non dimmable (double/reinforced)

Constant current LED driver



Areas of application

- Independent installation
- Street and urban lighting
- Industry
- Suitable for luminaires of protection class I

Product family benefits

- High surge protection: up to 6 kV
- High efficiency
- Adjustable and wide output current range
- Constant current output
- Protection through double isolation between primary and secondary side (SELV)
- IP rating: IP65
- Long lifetime: up to 100,000 h

Product family features

- Overtemperature protection
- Available with different wattage: 100 W, 150 W, 200 W
- Line voltage: 220...240 V
- Current setting via potentiometer without programming



Product family datasheet

Technical data

Electrical data

Product description	Nominal voltage	Input voltage AC	Nominal current	Mains frequency	Power factor λ	Total harmonic distortion
OT 100/220...240/4A2 P5	220...240 V	198...264 V ¹⁾	0.52 A	50...60 Hz	> 0.99/> 0.90 ₂₎	< 10 %
OT 150/220...240/4A9 P5	220...240 V	198...264 V ¹⁾	0.77 A	50...60 Hz	> 0.98/> 0.90 ₂₎	< 10 %
OT 200/220...240/5A6 P5	220...240 V	198...264 V ¹⁾	1 A	50...60 Hz	> 0.98/> 0.90 ₂₎	< 10 %

Product description	Device power loss	Inrush current	Max. ECG no. on circuit breaker 10 A (B)	Max. ECG no. on circuit breaker 16 A (B)	Max. ECG no. on circuit breaker 25 A (B)
OT 100/220...240/4A2 P5	14 W	50 A	5	8	13
OT 150/220...240/4A9 P5	22 W	120 A	3	4	6
OT 200/220...240/5A6 P5	26 W	105 A	3	4	6

Product description	Surge capability (L/N-Ground)	Surge capability (L-N)	Nominal output power	Maximum output power
OT 100/220...240/4A2 P5	6 kV	6 kV	100 W ³⁾	100 W
OT 150/220...240/4A9 P5	6 kV	6 kV	150 W ⁶⁾	150 W
OT 200/220...240/5A6 P5	6 kV	6 kV	200 W ⁷⁾	200 W

Product description	Efficiency in full-load	Nominal output voltage	U-OUT (working voltage)	Nominal output current	Output current tolerance
OT 100/220...240/4A2 P5	88 % ⁴⁾	24...48 V	60 V	2100...4200 mA ⁵⁾	±5 %
OT 150/220...240/4A9 P5	90 % ⁴⁾	30...60 V	75 V	2450...4900 mA ⁵⁾	±5 %
OT 200/220...240/5A6 P5	91 % ⁴⁾	35...70 V	80 V	2800...5600 mA ⁵⁾	±5 %

Product description	Minimum output current	Galvanic isolation
OT 100/220...240/4A2 P5	1 A	double/reinforced
OT 150/220...240/4A9 P5	2 A	double/reinforced
OT 200/220...240/5A6 P5	2 A	double/reinforced

¹⁾ Permitted voltage range

²⁾ Full load at 220...240 V_{AC}/50 Hz/Half load at 220...240 V_{AC}/50 Hz

³⁾ Partial load 51...100 W

⁴⁾ at 230 V, 50 Hz

⁵⁾ ±5%

⁶⁾ Partial load 74...150 W

⁷⁾ Partial load 98...200 W

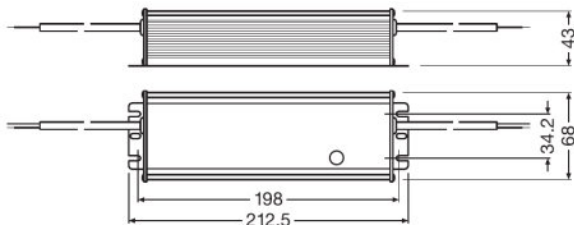
Product family datasheet

Dimensions & weight

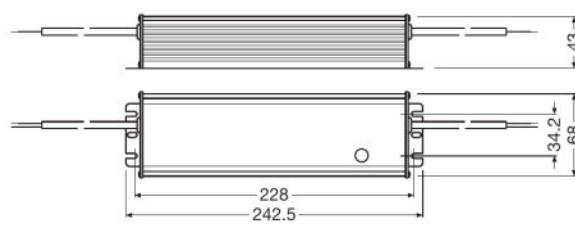
Product description	Length	Width	Height	Mounting hole spacing, length	Product weight	Cable cross-section, input side
OT 100/220...240/4A2 P5	212.5 mm	68.0 mm	42.5 mm	201.6 mm	1000.00 g	1.0 mm ²
OT 150/220...240/4A9 P5	242.5 mm	68.0 mm	42.5 mm	231.5 mm	1100.00 g	1.0 mm ²
OT 200/220...240/5A6 P5	252.5 mm	68.0 mm	42.5 mm	241.6 mm	1200.00 g	1.0 mm ²

Product description	Cable cross-section, output side	Wire preparation length, input side
OT 100/220...240/4A2 P5	1.0 mm ²	10 mm
OT 150/220...240/4A9 P5	1.0 mm ²	10 mm
OT 200/220...240/5A6 P5	1.0 mm ²	10 mm

Product line drawing

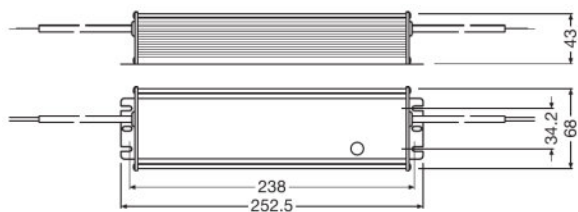


OT 100/220...240/4A2 P5



OT 150/220...240/4A9 P5

Product family datasheet



OT 200/220...240/5A6 P5

Temperatures & operating conditions

Product description	Ambient temperature range	Temperature range at storage	Maximum temperature at tc test point	Max.housing temperature in case of fault
OT 100/220...240/4A2 P5	-40...+55 °C	-40...+85 °C	85 °C	110 °C
OT 150/220...240/4A9 P5	-40...+55 °C	-40...+85 °C	85 °C	110 °C
OT 200/220...240/5A6 P5	-40...+50 °C	-40...+85 °C	85 °C	110 °C

Lifespan

Product description	ECG lifetime
OT 100/220...240/4A2 P5	50000 h ¹⁾
OT 150/220...240/4A9 P5	50000 h ²⁾
OT 200/220...240/5A6 P5	50000 h ²⁾

¹⁾ At maximum $T_c = 80^\circ\text{C}$ / 10% failure rate / At $T_c = 70^\circ\text{C}$ / 10% failure rate

²⁾ At maximum $T_c = 85^\circ\text{C}$ / 10% failure rate / At $T_c = 75^\circ\text{C}$ / 10% failure rate

Product family datasheet

Expected Lifetime

Product name				
OT 100/220...240/4A2 P5	ECG ambient temperature [ta]	-	-	-
	Temperature at tc-point [°C]	80	70	-
	Lifetime [h]	50000 ¹⁾	80000 ¹⁾	-
OT 150/220...240/4A9 P5	ECG ambient temperature [ta]	-	-	-
	Temperature at tc-point [°C]	85	75	-
	Lifetime [h]	50000 ²⁾	80000 ²⁾	-
OT 200/220...240/5A6 P5	ECG ambient temperature [ta]	-	-	-
	Temperature at tc-point [°C]	85	75	-
	Lifetime [h]	50000 ³⁾	80000 ³⁾	-

¹⁾ Max. 10% failure rate at tc max

²⁾ Max. 10% failure rate at tc max

³⁾ Max. 10% failure rate at tc max

Capabilities

Product description	Dimmable	Suitable for fixtures with prot. class	Intended for no-load operation	Number of channels
OT 100/220...240/4A2 P5	No	I	No	1
OT 150/220...240/4A9 P5	No	I	No	1
OT 200/220...240/5A6 P5	No	I	No	1

Product family datasheet

Certificates & standards

Product description	Type of protection	Standards	Approval marks – approval
OT 100/220...240/4A2 P5	IP65	Acc. to EN 61347-1/Acc. to EN 61347-2-13/Acc. to EN 55015/Acc. to EN 61547/Acc. to EN 61000-3-2/Acc. to EN 61000-3-3/Acc. to EN 60598-1/Acc. to EN 62384	CCC / CE / CB
OT 150/220...240/4A9 P5	IP65	Acc. to EN 61347-1/Acc. to EN 61347-2-13/Acc. to EN 55015/Acc. to EN 61547/Acc. to EN 61000-3-2/Acc. to EN 61000-3-3/Acc. to EN 60598-1/Acc. to EN 62384	CCC / CE / CB
OT 200/220...240/5A6 P5	IP65	Acc. to EN 61347-1/Acc. to EN 61347-2-13/Acc. to EN 55015/Acc. to EN 61547/Acc. to EN 61000-3-2/Acc. to EN 61000-3-3/Acc. to EN 60598-1/Acc. to EN 62384	CCC / CE / CB

Logistical data

Product description	Commodity code
OT 100/220...240/4A2 P5	850440829000
OT 150/220...240/4A9 P5	850440829000
OT 200/220...240/5A6 P5	850440829000

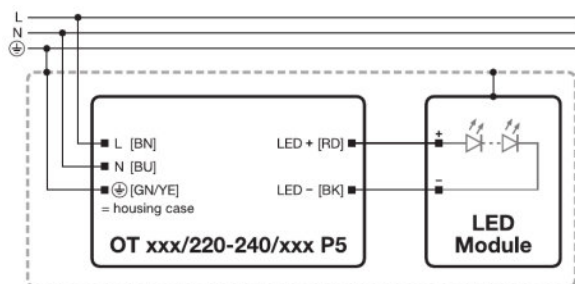
Environmental information

Product description	Date of Declaration	Primary Article Identifier	Candidate List Substance 1
OT 100/220...240/4A2 P5	23-12-2021	4052899410657	Lead
OT 150/220...240/4A9 P5	23-12-2021	4052899410671	Lead
OT 200/220...240/5A6 P5	11-01-2022	4052899410695	Lead

Product description	CAS No. of substance 1	Safe Use Instruction	Declaration No. in SCIP database
OT 100/220...240/4A2 P5	7439-92-1	The identification of the Candidate List substance is sufficient to allow safe use of the article.	6b56cf60-e89c-40bb-b1d5-61198d00525d
OT 150/220...240/4A9 P5	7439-92-1	The identification of the Candidate List substance is sufficient to allow safe use of the article.	44a43dfd-3769-4884-b510-3f1c728e823a
OT 200/220...240/5A6 P5	7439-92-1		In work

Product family datasheet

Wiring Diagram



OT 100/220...240/4A2 P5, OT 150/220...240/4A9 P5, OT 200/220...240/5A6 P5





Application advice

For more detailed application information and graphics please see product datasheet.

Sales and Technical Support

Sales and Technical Support www.osram.com

Download Data

File	
	Brochures Technical Application Guide - 4DIMLT2 G2 CE LED drivers (EN)
	Declarations of conformity OT P5 WP CE 3218662 060921
	CAD data 3-dim OT High current 100W
	CAD data 3-dim OT High current 150W

Product family datasheet



CAD data 3-dim
OT High current 200W

Ecodesign regulation information:

Intended for use with LED modules.

The forward voltage of the LED light source shall be within the defined operating window of the control gear in all operating conditions including dimming if applicable.

Separate control gear and light sources must be disposed of at certified disposal companies in accordance with Directive 2012/19/EU (WEEE) in the EU and with Waste Electrical and Electronic Equipment (WEEE) Regulations 2013 in the UK. For this purpose, collection points for recycling centres and take-back systems (CRSO) are available from retailers or private disposal companies, which accept separate control gear and light sources free of charge. In this way, raw materials are conserved and materials are recycled.

Logistical Data

Product code	Product description	Packaging unit (Pieces/Unit)	Dimensions (length x width x height)	Volume	Gross weight
4052899410657	OT 100/220...240/4A2 P5	Shipping carton box 10	292 mm x 282 mm x 212 mm	17.46 dm ³	10783.00 g
4052899410671	OT 150/220...240/4A9 P5	Shipping carton box 10	312 mm x 292 mm x 212 mm	19.31 dm ³	11846.00 g
4052899410695	OT 200/220...240/5A6 P5	Shipping carton box 10	322 mm x 292 mm x 212 mm	19.93 dm ³	12869.00 g

The mentioned product code describes the smallest quantity unit which can be ordered. One shipping unit can contain one or more single products. When placing an order, for the quantity please enter single or multiples of a shipping unit.

Disclaimer

Subject to change without notice. Errors and omission excepted. Always make sure to use the most recent release.